
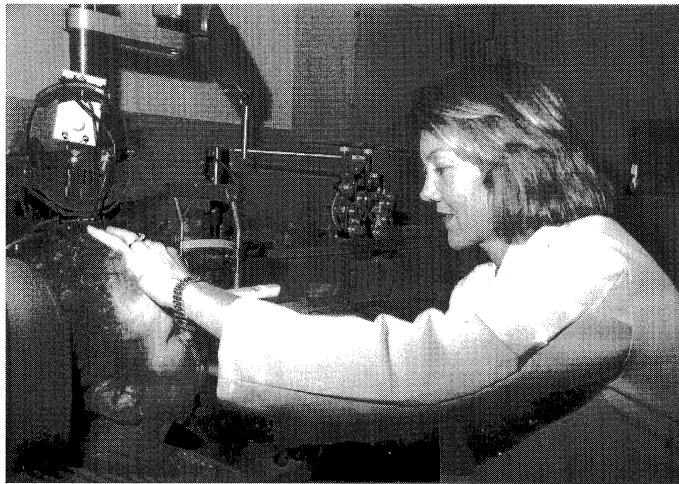


Iowa



Comprehensive Clinic Moving Ahead



Dr. Diane Boone

Clinic Expands

With the addition of Dr. Diane Boone, the Comprehensive Ophthalmology and Cataract Clinics have three full-time faculty physicians: Dr. Tim Johnson, Dr. Tom Oetting, and Dr. Boone. All patients are scheduled or assigned to one of the three faculty members thereby enhancing continuity of care and increasing efficiency within the clinic. Dr. Tim Johnson, clinic director, says the focus of the clinic is to provide the best and most efficient care possible. All patients are seen by a faculty physician. Many eye problems formerly referred to other clinics within the department are taken care of on the spot without patients having to be scheduled elsewhere or waiting in another clinic. The

Continued on page 2

Boone Appointed

Dr. Diane E. Boone was appointed assistant professor of clinical ophthalmology in the Department of Ophthalmology and Visual Sciences, on July 1, 1998. She completed her residency and a six-month comprehensive ophthalmology fellowship in Iowa and served for one year as an associate in the Comprehensive Ophthalmology Clinic. Dr. Boone is an excellent surgeon and teacher and will be an invaluable addition to the faculty. (See accompanying article.)

Dr. Boone worked as a medical correspondent for ABC News before obtaining her MD degree at The University of Texas Health Sciences Center at San Antonio. She completed a one-year internal medicine internship in at UIHC before beginning her ophthalmology training here in 1993.

Department of Ophthalmology
and Visual Sciences
Pomerantz Family Pavilion
University of Iowa Hospitals and Clinics
<http://webeye.ophth.uiowa.edu>

October 1998, Series 2, No. 33

INSIDE

New Physicians Begin	4
Achievements & Awards	7
Lab Named for Kolder	9
Puk Honored	10
Student Gets Phelps Award	11
Mason Wins	12
RPB Continues Support	13
Update	14
Calendar	15
Alumni	15

Dr. Boone's husband Kendall, is a fellow in vascular surgery at UIHC. The Boones are happy to be within easy driving distance of Diane's family in Decatur and Rockford, Illinois. They enjoy gourmet cooking with Ken doing most of the "southern-type" recipes, e.g. country fried steak, and Diane cooking varieties of pasta recipes. They also enjoy sports and working out to stay fit. Ken's specialty has offered several opportunities for international travel for the two of them to attend meetings in Portugal, London, and Acapulco.

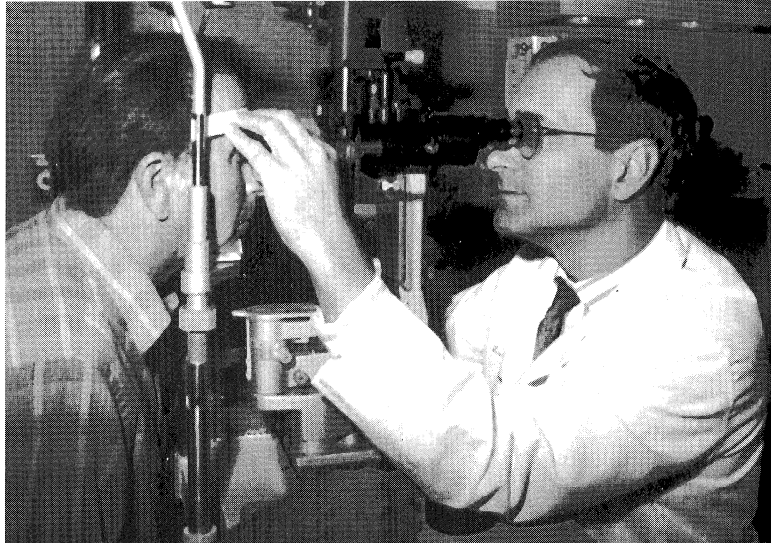
Dr. Boone says she loves what she is doing and particularly enjoys seeing the great progress in the Comprehensive Clinic. She feels the comprehensive team works extremely well together and is very excited to be a part of it.

Comprehensive Clinic Continued from page 1

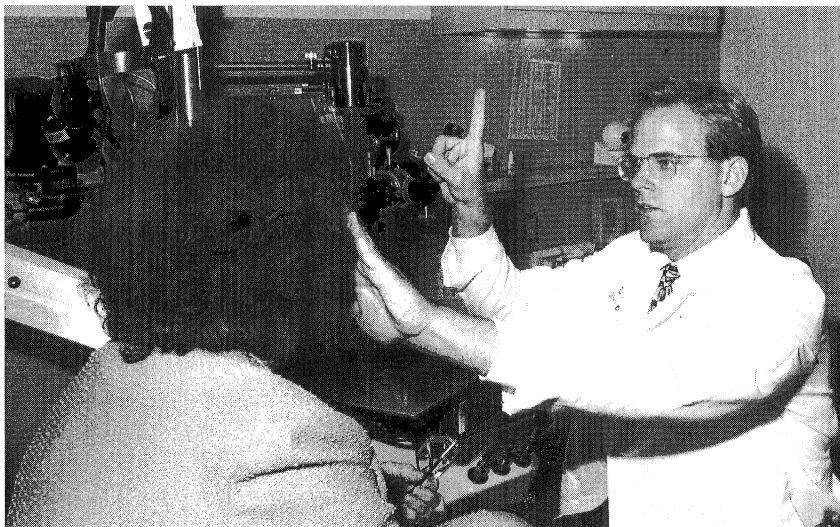
addition of the Contact Lens and Low Vision and Rehabilitation Clinics staffed by faculty optometrists Dr. Christine Sindt and Dr. Mark Wilkinson as components of the Comprehensive Clinic, has also increased efficiency and patient satisfaction.

Surgically, the clinic offers the most contemporary management for cataract removal: topical anesthesia, foldable lenses, and all state-of-the-art equipment and procedures. As a result, surgical volume has dramatically increased.

Another valuable addition to the clinic is Sandra Holgado, a regis-



Dr. Tim Johnson.



Dr. Tom Oetting

tered orthoptist who trained in the Orthoptic Program at The University of Iowa. Adult patients with convergence problems and ocular motility abnormalities can be screened and often managed with the faculty in the Comprehensive Clinic. The restructuring of the Comprehensive Ophthalmology

and Cataract Clinic provides optimum patient care in an educational environment, which is excellent for residents and medical students being introduced to primary ophthalmic care.

Research continues to be an important component in the overall mission of the clinic. Dr. Johnson

is working on clinical studies related to the outcome of cataract surgery and with faculty and staff from the Molecular Ophthalmology Laboratory on the genetics of glaucoma. Dr. Boone sees many more opportunities to develop clinical trials and outcome assessments.

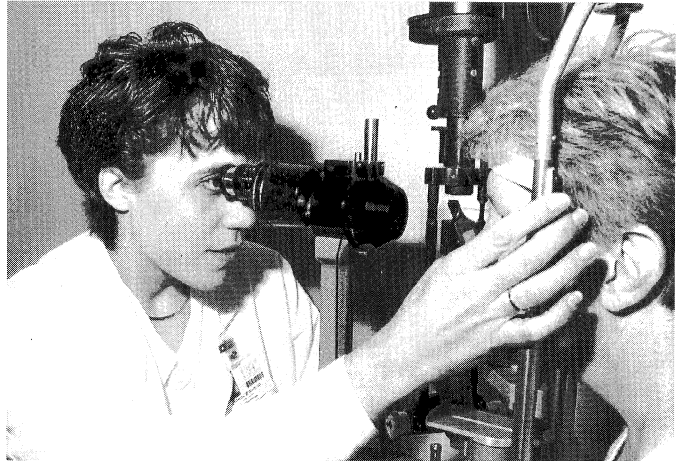
In addition to his duties in the UIHC Comprehensive Clinic, Dr. Oetting is the new chief of ophthalmology of the Iowa City Veterans Affairs Medical Center. He has increased the volume of cataract surgery at the VA from three to six per week. He is excited that they have also been able to decrease operative time by switching to foldable lenses and clear corneal incisions. The new phacoemulsification machine, Storz Millennium™, is a very valuable addition that has helped bring state-of-the-art care to the veterans. Dr. Oetting states the VA staff members have been incredibly positive, friendly, and supportive. For

Continued on page 3



Left: Sandra Holgado, orthoptist, confers with Dr. Boone


Below: Dr. Sindt, optometrist, examines patient in Contact Lens Clinic.



example, just prior to a surgical procedure, a machine stopped working. The choices were to either change to an extracapsular approach and longer recovery time for the patient or immediately obtain another machine. The OR head nurse without any prompting arranged for a delivery truck and went with the truck driver to obtain another machine from the UIHC. She returned with the machine within 45 minutes, and the surgery was completed satisfactorily as originally planned!

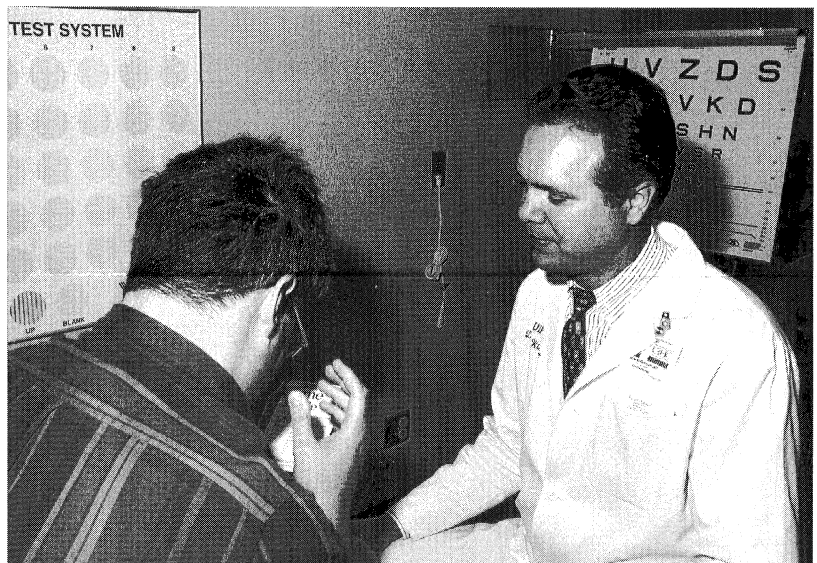
A new wet lab will soon be available for residents to practice surgical techniques thanks to the willingness of the VA Hospital to offer additional space when none was available at UIHC. The department is most grateful to Storz for their donation of two phaco machines for the educational program. The only remaining need is an air regulator. Dr. Oetting is also hopeful that donations of a table top or minor room microscope will be forthcoming to complete the outfitting of the wet lab.

The Comprehensive Ophthalmology and Cataract Service now does between 15 and 18 surgical



Left: Trudy Grout, NCLC, has been fitting contact lenses for the past four years.

Below: Dr. Mark Wilkinson tests a patient in the Low Vision Rehabilitation Clinic.



Continued on page 9


Residents & Fellows Begin Training

Four new residents and eight new fellows began working in the department on July 1, 1998.

Residents



Zuleika M. Ghodsi, MD, is a graduate of UI College of Medicine and completed her transitional year in the UI Department of Internal Medicine. She is married to Dr. Ali Soulati, a dentist in Center Point, Iowa. Dr. Ghodsi and her husband live in Iowa City, and both have family here. In her spare time, Dr. Ghodsi enjoys working out, playing volleyball, ethnic cooking, and travel.




Raghav R. Gupta, MD, graduated from the University of Medicine and Dentistry of New Jersey and then completed a transitional year at Saint Barnabas Medical Center, Livingston, New Jersey. His wife, Hema, and their 2-and-1/2 year-old

daughter currently live in New York where she is finishing her last year at NYU Dental School. Dr. Gupta grew up in Brooklyn, New York. He enjoys time with his family and golf and tennis whenever possible.



Ekaterini C. Karatza, MD, a native of Greece, graduated from the Medical School of Democritus University of Thrace, Greece. She has been in the U.S. for 4 years, first as a research fellow at Massachusetts Eye and Ear and then serving a medical internship at Beth Israel Deaconess Medical Center, Boston, Massachusetts. Although very immersed in her ophthalmology studies, she does enjoy socializing and meeting new friends. Her fiancé, Dr. Christos Georgiadis, a radiology resident in at Johns Hopkins in Baltimore, has been in this country for 18 years. He is a native of Cypress and earned his PhD in engineering and radiology and his MD degree in Boston. Dr. Karatza's family has a fur company in Kastoria which is in northwestern Greece. Her younger brother is a graduate of Northeastern University in Boston and is currently working for their father in their family business. Such businesses are traditionally passed down through families in Greece.



Mark S. Wolken, MD, a graduate of the UI College of Medicine, completed his residency at Georgia Baptist Medical Center in Atlanta, Georgia. His hometown is "good old Iowa City," and he is excited to be back. He is engaged to Jennifer Huber, an attorney in the commercial litigation department of an Atlanta, Georgia, law firm. She plans on moving to Iowa in January, taking the Iowa Bar exam in February, and looking for a job in the Iowa City/Cedar Rapids area. They plan to be married in Atlanta in May 1999. Dr. Stephen Wolken, Mark's father, practices in Iowa City and completed his ophthalmic training at the University of Iowa in 1975. Outside of ophthalmology, Dr. Wolken enjoys anything outdoors — water and snow skiing, golf, mountain biking, and running.


Continued on page 5

New Fellows

Continued from page 4



Maria Vergara Barbe, MD, (pediatric ophthalmology) trained in ophthalmology at Albany Medical Center, Albany, New York. Originally from Delaware, Dr. Barbe has a BS degree from Rensselaer Polytechnic Institute, Troy, New York, and an MD degree from Albany Medical College, Albany, New York. Her husband Marc is an environmental engineer in Albany, New York. In her free time, Dr. Barbe enjoys field hockey, lacrosse, basketball, softball, ice hockey, soccer, and skiing.




Mina M. Chung, MD, (retina) completed ophthalmology training at the Doheny Eye Institute in Los Angeles. She received BS and MD degrees from Yale University in New Haven, Connecticut. She is a trained classical pianist and has

performed in New York, Connecticut, South Korea and Japan. She enjoys tennis, bicycling, and swimming. Dr. Chung is married to Jonathan Davis, an oboist and oboe teacher at UC-Irvine. They enjoy snow skiing and plan to meet in Colorado whenever possible during Dr. Chung's stay in Iowa.




Syndee J. Givre, MD, PhD, (neuro-ophthalmology) completed her ophthalmology training at Mount Sinai Medical Center, New York. She received a BS in biochemistry from SUNY - Stony Brook, New York, and an MD-PhD (neuroscience) from Albert Einstein College of Medicine, Bronx, New York. Dr. Givre already has a significant number of peer-reviewed publications in neuroscience.



Robert A. Honkanen, MD, (glaucoma) trained in ophthalmology at Yale-New Haven

Hospital, New Haven, Connecticut. He completed his undergraduate and medical education at SUNY - Stony Brook, New York. He has published several articles in biochemistry journals. In his spare time, Dr. Honkanen enjoys weight lifting, tennis, guitar, and travel.



Amin Kherani, MD, (retina) completed ophthalmology training at the University of Alberta, Edmonton, Alberta, Canada. A citizen of Canada, he received his BS and MD degrees at the University of Alberta, Edmonton, Alberta. Dr. Kherani is married to Shellina Kherani. They are expecting their first child very soon. He is a sports buff, (tennis, volleyball, basketball, squash, skiing, and hockey), and also enjoys travel, computers, and movies.

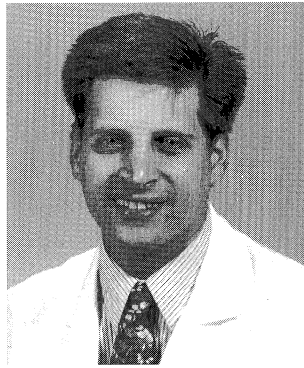
Continued on page 6

New Fellows

Continued from page 5



Andrew J. Lotery, MB, BCh, MD, (retina and molecular ophthalmology) trained in ophthalmology at Royal Victoria Hospital, Belfast, Northern Ireland. A native of Ireland, he completed his medical studies at Queen's University Belfast. He is a Fellow of the Royal College of Ophthalmology of the United Kingdom. Dr. Lotery has a number of publications in professional journals of ophthalmology and of genetics. He enjoys cycling, skiing, golf, and the internet. He is married to Dr. Helen Lotery, a physician in dermatology.



Robert A. Oppenheim, MD, (cornea) trained in ophthalmology at New York Eye and Ear Infirmary, New York. He received a BS in computer science from Lafayette College, Easton, Pennsylvania, and an MD degree from Tufts University, Boston, Massachusetts.



Lynette M. Watkins, MD, (oculoplastics) completed ophthalmology training at Massachusetts Eye and Ear Infirmary, Boston, Massachusetts. She has BA and MD degrees from the University of Missouri-Kansas City. Her father is also an ophthalmologist.




Dr. Beata I. Rymgayllo-Jankowska joined the department as an international scholar in ophthalmic pathology. She is a graduate of Lublin University School of Medicine, Lublin, Poland, and completed ophthalmology training at Lublin while also studying ophthalmology in hospitals in Erlangen, Germany; Arhus, Denmark; and Windsor, Great Britain. She specializes in anterior segment disorders and is the medical director of the Eye Bank of the Lublin University School of Medicine. She finds Iowans to be very friendly and Dr. Robert Folberg, director of the Blodi Ophthalmic Pathology Laboratory, to be an excellent teacher. Her husband, Peter, a radiologist, arrived in September to do research in the UI Department of Radiology. Outside their professional lives, both Dr. Rymgayllo-Jankowska and her husband particularly enjoy theater.

Achievements & Awards



Wallace L.M. Alward



William E. Scott



Thomas A. Weingeist

Alward, Scott, Weingeist Named

Drs. W.L.M. Alward, William E. Scott and T.A. Weingeist have been selected to be included in the 4th edition of "The Best Doctors in America." Dr. Alward is professor of ophthalmology and director of the Glaucoma and Perimetry Service. Dr. Scott is professor of ophthalmology and director of Pediatric Ophthalmology. Dr. Weingeist is professor, head of the department, and director of the Vitreoretinal Service. Their selection continues the recognition of our department with some 76% of the ophthalmologists in our department cited over the years in this publication.

Betor Receives Knights Templar Grant

Dr. Catherine Betor (Pediatric Ophthalmology fellow) received a grant for \$19,875 from Knights Templar Eye Foundation, Inc. for her project entitled "Molecular Genetics of Intermittent Exotro-

pia." Her co-investigators are Drs. Ronald Keech, Edwin Stone, and William Scott. They are studying several Iowa families with multiple generations of intermittent exotropia with the hope of finding a gene that links them together.

Folk Publication Receives Award

Dr. James Folk and his co-author Dr. Jose Pulido received the Dooley Publishing Award - Best List of New Medical Publications for 1997 for their Monograph 11 "Laser Photocoagulation of the Retina and Choroid" published by the American Academy of Ophthalmology.

Franklin Named AOS-Knapp Fellow

Alan Franklin, MD, PhD, fellow in Retina, received an American Ophthalmological Society-Knapp Fellowship award for 1998-99. The award includes a stipend of

\$20,000 that will be shared with the department and used to support Dr. Franklin's research. The award is supported by the Herman Knapp Testimonial Fund through the AOS. Fellows are chosen based on an application detailing their plan of study and research and recommendations from the chair of their department.

Glaucoma Research Published

An article entitled "Clinical features associated with mutations in the chromosome 1 open-angle glaucoma gene (GLC1A)," co-authored by several collaborative investigators including several within our department, has been published in the *New England Journal of Medicine*, Vol. 338, April 9, pp. 1022-1027. Authors are WLM Alward, JH Fingert, MA Coote, AT Johnson, SF Lerner, D Junqua, FJ Durcan, PJ

Continued on page 8

Achievements & Awards

Continued from page 7

McCartney, DA Mackey, VC Sheffield, and EM Stone. The article received additional attention through an editorial, "The search for glaucoma genes - implication for pathogenesis and disease detection," in the same NEJM issue on pages 1063-1064.

Hageman Appointed

Dr. Gregory Hageman has been appointed by UI Vice President for Research David J. Skorton to serve on the Vice President for Research Advisory Committee in the Biological Sciences. This committee will advise the VP and the Research Council on topics of greatest local, national, and international research interest in individual fields and on the strengths on campus that might allow the university to take advantage of that interest; conduct internal reviews of proposals going to external agencies in which the university must limit the number of applications it can forward; and conduct reviews of proposals submitted to UI programs such as the Carver Scientific Research Initiative Grants and the Central Investment Fund for Research Enhancement.

Dr. Hageman has also been invited by The Foundation Fighting Blindness to serve on a committee to review applications for a Retinal Degenerations (RD) Histopathology Facility.

In January 1998, Dr. Hageman was appointed to the faculty of the Molecular Biology Graduate Program which provides broad training in molecular biology. Program faculty represent the departments of Anatomy and Cell

Biology, Biochemistry, Biological Sciences, Internal Medicine, Microbiology, Pathology, Pediatrics, Pharmacology, Physiology and Biophysics, and now Ophthalmology and Visual Sciences.

Johnson Promoted

Dr. Tim Johnson was promoted to associate professor of clinical ophthalmology on July 1. Dr. Johnson is director of the Comprehensive Ophthalmology and Cataract Service. He was first appointed to the faculty in September 1995, having completed a glaucoma fellowship in 1993 and subsequently been appointed assistant professor at the Kellogg Eye Center, University of Michigan, Ann Arbor. A native of Nebraska, where he completed his undergraduate studies at Hastings College, he received his PhD in neuroscience and MD from Baylor College of Medicine, Houston, Texas. He then completed his ophthalmology residency at the UI in 1991.

Usher Research Fund Established

The Florence and Beulah Usher Ophthalmology Research Fund was established by a gift from Florence and Beulah Usher of Cedar Rapids, Iowa, in April 1998. The fund, established through the UI Foundation, will support research activities in the department and benefit Iowans and others for years to come. A plaque recognizing the generosity of the Usher sisters and support of research is located in the Eye Institute reception area of the Pomerantz Family Pavilion.

Faculty Changes

Dr. William D. Mathers, Professor of Ophthalmology and director of the Cornea and External Disease Service, will be joining the Casey Eye Institute at the Oregon Health Sciences University. Dr. Mathers was president of the CLAO (Contact Lens Association of Ophthalmologists). The National Eye Institute supported his research on tear secretion. After completing a residency in anesthesia, he went to the University of Washington in Seattle for his ophthalmology residency. He completed a cornea fellowship at Georgetown University, Washington, D.C. and then joined their faculty. He joined the Department of Ophthalmology at Iowa in 1992 and was promoted to full professor in 1996. The call from the Northwest is hard to resist once you have lived there. We will miss Bill and Estelle and wish them well in Portland.

Dr. Sohan S. Hayreh will become professor emeritus in January 1999. He will continue to see patients one day a week and devote the rest of his time to completing research projects that have been underway for many years. He has been a member of the department since 1973 and director of the Ocular Vascular Disease Clinic since he joined the faculty. More details will be available later.

Kolder Lab Established



On June 5, 1998, the electrodiagnostic laboratory was named The Hansjoerg E. Kolder Electrodiagnostic Laboratory in honor of Professor Emeritus Kolder. The designation was made possible by an estate gift of \$100,000 from a grateful patient that established a permanent endowment at the UI Foundation to support the lab. "Dr. Kolder was a pioneer in electrophysiology of the eye, a beloved teacher, a role model, and an outstanding clinician

and surgeon in the Department of Ophthalmology and Visual Sciences," Dr. Weingeist stated in his announcement.

Clinicians and researchers in the department use the facility to diagnose and study hereditary and acquired retinal diseases that can lead to blindness. The diagnostic laboratory is the only clinical laboratory of its kind in Iowa and one of few in the midwest.

Kolder was born in Vienna, Austria, in 1926, and received a

medical degree and a doctorate from the University of Vienna. He is responsible for describing the electro-oculogram (EOG) and other electrodiagnostic phenomena used in evaluating patients with abnormalities of the visual system. Dr. Kolder came to Iowa in 1968. For over two decades, he was responsible for teaching residents the fundamentals of ophthalmology and cataract surgery.

Comprehensive Continued from page 3

procedures/week. This is approximately twice the number seen in the old general clinic before Dr. Oetting graduated from his residency in 1995. He estimates that the number of surgical procedures has tripled.

The Comprehensive Clinic is the busiest clinic in the department with more than 16,500 patient visits a

year. With Drs. Johnson, Boone, Oetting, Sindt, and Wilkinson providing full coverage, consistent care, and leadership over time, this clinic has become a key component in carrying out our mission of providing optimal patient care, teaching, and research.

Puk Honored

Dr. John Puk was honored at the June 1998 annual meeting of the Iowa Eye Association. After practicing ophthalmology for the past 40 years, 32 in Cedar Rapids, Dr. Puk retired from his Cedar Rapids practice in July 1998.

Born in 1933, Dr. Puk grew up in Brooklyn, New York. He received a basketball scholarship to Marquette University in Milwaukee where he subsequently completed his medical degree. He interned at the U.S. Naval Academy at Camp Pendleton, California. After six months in the Orient, he began his ophthalmology residency at the U.S. Naval Hospital in Philadelphia co-sponsored with Wills Eye Hospital. He then developed tremendous experience in all aspects of eye surgery at the Port Smith Naval Hospital in Virginia.

In 1966, Dr. Puk joined a practice in Cedar Rapids where he became president of the medical staff at Mercy Hospital in 1976.

Dr. Puk married Joyce Ernst in 1958, and they have raised a family of seven children. Two of his sons are practicing ophthalmology, Mike

in Waterloo, and Dave in Cedar Rapids.

At the Iowa Eye meeting in June, Dr. Jeff Nerad characterized Dr. Puk as caring and compassionate. He stated "I had the pleasure of taking care of many of John's patients throughout the years and without exception, every patient always had a kind word to say about Dr. John Puk. . . All of us who practice ophthalmology and John's patients have benefited greatly."

Always an avid reader, Dr. Puk looks forward to having more time for reading as well as golf and studying the stock market. He and his wife also plan to do some traveling.

Dr. Weingeist said "Dr. John Puk was always a loyal supporter of the ophthalmology program at the University of Iowa and a frequent participant in clinical conferences and other continuing education programs. We hope he chooses to visit periodically and are pleased that his sons David and Michael will carry on the Puk tradition."

Graduates Move Ahead

Several residents and fellows graduated on June 30 and moved on to a variety of geographic areas (Texas being one of the more popular).

Dr. Mark Alford, oculo-plastics fellow, joined Ophthalmology Associates in Fort Worth, Texas, specializing in ophthalmic plastics and orbital surgery.

Dr. Jeremiah Brown, retina fellow, has joined the ophthalmology faculty of the U.S. Army residency program at Brooke Army Medical Center at Fort Sam Houston, Texas. In addition to his clinical duties as an ophthalmologist, he is in charge of a Laser Research Laboratory and is continuing research in electrophysiology and hereditary retinal diseases.

Dr. Tom Cannon, ophthalmic pathology fellow, has begun a one-year internship in internal medicine at the University of Oklahoma in Oklahoma City. He then plans an ophthalmology residency at the University of Arkansas.

Dr. Kevin Cuevas, cornea fellow, moved to Greenville, North Carolina, to join the Eastern Carolina Eye Center, P.A.

Dr. Bradley Katz, resident, joined the Moran Eye Center at the University of Utah, Salt Lake City, as a neuro-ophthalmology fellow.

Dr. Mei Mellott, pediatric fellow, is undecided about where she will work, but has moved to Eden Prairie, Minnesota.

Dr. Nicole Mulder, resident, moved to McAllen, Texas, but is also undecided about where she will work.

Please Consider Giving

Included in this newsletter is an envelope with a card for giving to ophthalmology through The University of Iowa Foundation. If you wish to make a donation, please complete the card and mail it with your check in the convenient self-addressed, postage-paid envelope.

Continued on page 12

"Together, we have a vision for the future."

Fingert Named Kolder Award Winner

John H. Fingert, a native of Des Moines and student in the UI Medical Scientist Training Program, received the 1998 Hansjoerg E. Kolder Award for Excellence in Ophthalmology at the end of the 1997-98 academic year. Fingert has completed two years of medical school and is currently working on his PhD in genetics in the Roy J. Carver Molecular Ophthalmology Laboratory directed by Dr. Edwin Stone. His research focus is on the genetics of glaucoma. He will return to medical school after he completes his PhD studies in this NIH-sponsored program in the spring of 1999. During the 1997-98 academic year, Fingert received a Research to Prevent Blindness medical student award that included a \$20,000 stipend.

Fingert's work with other researchers in the department and at other institutions has resulted in a recent breakthrough and subsequent publication in the *New England Journal of Medicine*: "Clinical features associated with mutations in the chromosome 1

open-angle glaucoma gene (GLC1A)," Vol. 338, April 9, pp. 1022-1027 by WLM Alward, JH Fingert . . . EM Stone, et al. Fingert also recently made a presentation with research assistant and PhD student Rob Mullins at a symposium on age-related macular degeneration sponsored by the International Congress for Eye Research in Paris, France.

The Kolder Award is presented each year to a University of Iowa medical student who has demonstrated excellence in the study of ophthalmology. John Fingert has clearly shown promise for achieving the virtues and skills modeled and taught by Dr. Kolder: modesty, the highest clinical and surgical skills, pioneering research, unsurpassed teaching skills, loyalty and support for the university, and championship of patients and students.


The *Iowa Eye* is published 2-3 times yearly by the Department of Ophthalmology and Visual Sciences for friends and alumni of the department.

Editor-in-Chief: Thomas A. Weingeist, PhD, MD
Managing Editor: E. Diane Anderson

Photos in this issue: Ed Heffron and Stefani Karakas

Please direct comments and inquiries to managing editor:
319/356-0453 FAX 319/356-0357
e-diane-anderson@uiowa.edu

Medical Student Receives Phelps Award



Kentrell Liddell, a second year medical student who is working at the Oakdale Research Facility for the University of Iowa Center for Macular Degeneration, was awarded the 1998 Charles D. Phelps Award.

A native of Mississippi, Ms. Liddell was valedictorian of her high school class, and a track star at Tougaloo College. She did biomedical research as an undergraduate at Brown University. Although accepted in the Medical Scientist Training Program at Washington University and a number of other outstanding institutions, she chose to come to the University of Iowa. In a letter to Mrs. Dorsey Phelps, widow of Dr. Phelps, Dr. Weingeist noted the following:

"Chuck would have been very proud, as I am, of having Kentrell work in the department. Because of her background she faces many scientific problems without preconceived biases and in a very refreshing way. It has been a joy for me and Greg (Dr. Greg

Continued on page 16

Graduates

Continued from page 10

Dr. Richard Neahring, resident, is specializing in neurology, ophthalmology, and neuro-ophthalmology with Eye Care Physicians and Surgeons in Salem, Oregon.

Dr. Anil Patel, neuro-ophthalmology fellow, has returned to Saskatoon, Saskatchewan, Canada, as a faculty member in ophthalmology at the University of Saskatchewan.

Dr. Peter Sonkin, retina fellow, is in Nashville, Tennessee, with Retina Vitreous Associates, P.C.

Dr. Yaffa Weaver, glaucoma fellow, has been appointed to the staff in the Department of Ophthalmology at the University of South Alabama, Mobile, Alabama.

Dr. Andrew Webster, visiting scholar in Molecular Ophthalmology from January to July 1998, is now working as a retinal fellow with Professor Alan Bird at Moorfields Eye Hospital, London, England. His wife, Rahila, is completing her ophthalmology residency in Cambridge, England.

Mason Receives Regents Award



Patricia J. "Pat" Mason, Executive Director of the Iowa Lions Eye Bank in the Department of Ophthalmology and Visual Sciences, recently received a University of Iowa Board of Regents Staff Excellence Award. Pat was one of six winners of this award given annually to nominees demonstrating extraordinary service to the university and the state of Iowa as staff members at the university. Eye Bank colleagues Janice Reiter and Sara Baker in their supporting nomination outlined her achievements in part as follows:

"Pat shines as a leader, role model and team player . . . She displays a positive attitude with abundant enthusiasm in a way that makes the Iowa Lions Eye Bank the best . . .

During her 15 years with the Eye Bank, Pat has gone above and beyond the call of duty to help many grateful local, state and international ophthalmology patients who have needed a corneal transplant or had other special needs . . . Most recently she was instrumental in coordinating a corneal transplant with Dr. Mathers for a family . . . from India . . . persistent in ensuring that

this patient received the "gift of sight," but she also helped facilitate accommodations so the family would feel more comfortable so far from home.

For the past 10 years Pat has been an active member of Iowa LifeGift, the state's Coalition on Donation. Bi-monthly she meets with donor family members, transplant recipients, and other organ/tissue procurement professionals to strategize on donor awareness programs in Iowa. The LifeGift committee hosts an annual tree planting ceremony every year . . . to pay special tribute to all Iowa donors. Pat's participation . . . clearly depicts her dedication not only to successful cornea transplantation, but to meeting the needs of the donor families who made the courageous decision to donate during their time of loss.

As an active member of the Lions of Iowa, Pat has played an instrumental role in the establishment and work of the UIHC Lions Club whose numerous projects benefit the UIHC patients and families. . .

Pat Mason has been a dedicated UIHC employee for almost 29 years. . . she has impacted the lives of many through her involvement in programs that support the mission of the Department of Ophthalmology, the UIHC, the Iowa Lions Eye Bank, the Iowa Lions, the Eye Bank Association of America, and other professional organizations."

Pat was honored on August 28 with a reception. UI Staff Council President Diane Anderson presented Mason with an engraved

Continued on page 13

"Together, we have a vision for the future."

Research to Prevent Blindness Continues Strong Support

Dr. Greg Hageman, director of the Morphology and Cell Biology Laboratory, received the Research to Prevent Blindness Lew R. Wasserman Merit Award and \$55,000 for contributions to our understanding of macular degeneration. The award is given yearly to deserving researchers for the purpose of pursuing promising scientific leads and to grasp opportunities for which other funds are not readily available. Prior recipients of the Lew Wasserman Award of Merit from the department are Randy H. Kardon, MD, PhD, and Edwin M. Stone, MD, PhD.

The Department of Ophthalmology and Visual Sciences also received another unrestricted grant of \$100,000 for the year 1998-99. This brings the total funding from RPB in unrestricted funding to nearly \$1.5 million since inception of the awards.

Dr. Hageman, who joined the department in June 1997 as a part

of the newly established University of Iowa Center for Macular Degeneration, has a distinguished academic and scientific record. Over the years he has contributed to our understanding of retinal cell biology by providing unique insights into the function of the normal and diseased retina. In Iowa, as he previously did in St. Louis, he established a multi-center program to obtain through the Lions Eye Bank human donor eyes to identify candidate proteins, genes, and processes associated with the etiology of macular degeneration. Dr. Hageman is the principal investigator of two NIH grants and a co-investigator in three additional NIH grants. He is one of five vision scientists chosen by the director of the National Eye Institute to work on the 5-year strategic plan for research in retinal diseases.

Dr. Hageman intends to use this award primarily in studies designed 1) to identify the nature of

the cells that contribute to drusen "cores;" 2) to quantitate the relationship of these "cores" to drusen phenotype, composition and size (and, hopefully, to disease phenotype); and 3) once the specific cell type is identified, to examine interactions between these cells and the RPE *in vitro*, in an attempt to develop a model for drusen genesis and to identify putative processes that contribute to the etiology of AMD. Some of the funds will also be used to support the continued development of the human eye donor repository.

Mason

Continued from page 12

Amana clock on behalf of the council. Others who paid tribute to her service included Head of Ophthalmology Dr. Tom Weingeist; Medical Director of the Iowa Lions Eye Bank Dr. Bill Mathers; Director of the UI Ophthalmology Research Facility and Cell Biology and Morphology Laboratory Dr. Greg Hageman; Past Council Chair and Past District Governor of Lions of Iowa

Del Brown; and grateful cornea transplant recipient Karyn Kessler. Mason was also recognized at The University of Iowa Annual Convocation on September 28, and will be recognized at the Iowa State Board of Regents meeting in October.

UPDATE

Center for Macular Degeneration

Age-related macular degeneration (ARMD), the most common cause of blindness in individuals age 55 and older, occurs in one-third of people 75-years and older in developed nations. It is already having a great socioeconomic impact on our society, and in the 21st century its effect will be felt worldwide. In the past decade, ophthalmologists have concentrated their efforts on diagnosis and laser treatment of the one in ten patients with subretinal neovascular membranes.

Molecular biologists now have ample evidence that most cases of ARMD have a genetic basis, although environmental factors, including diet and smoking, certainly play a role. Identification of genes responsible for ARMD should permit us to target select patients for gene therapy.

The Iowa Board of Regents approved the establishment of The University of Iowa Center for Macular Degeneration Center a little over a year ago. This interdisciplinary group of physicians, scientists, and staff are coordinating their efforts to identify cures for ARMD and ways to slow or stop progression to blindness.

The center is a concept, not a place, although the participating clinics and laboratories occupy more than 12,000 square feet and are growing. Ophthalmology clinical faculty include members of the retina and low vision and rehabilitation clinics in the Pomerantz Family Pavilion. The basic research group includes researchers from the Roy J. Carver Molecular Ophthalmology

Laboratory, directed by Dr. Edwin M. Stone, and the newly established Oakdale Research Facility where Dr. Gregory Hageman directs the Morphology and Cell Biology Laboratory. Dr. Beverly Davidson in internal medicine heads the gene therapy research unit. Drs. Val Sheffield and Bento Soares in pediatrics are world-recognized molecular geneticists. During the summer, much of the renovation of the 4,000 square foot Oakdale facility was completed and a new JEOL transmission electron microscope was installed.

Although the primary goal of the center is to identify a cure for ARMD, members study all forms of retinal macular degeneration including hereditary macular dystrophies - pattern dystrophy, Stargardt's disease, and Best's disease, as well as retinitis pigmentosa.

Creation of the Center for Macular Degeneration could not have taken place without significant support from the National Eye Institute, the Roy J. Carver Charitable Trust, the College of Medicine, Research to Prevent Blindness, and endowments from The University of Iowa Foundation. Among major gifts from individuals was a \$500,000 gift from Dr. and Mrs. O'Brien used to create the Lillian and C.S. O'Brien Macular Degeneration Research Fund at the UI Foundation. Generous support from alumni and friends was also instrumental in creating the center.

Although prospects for receiving increased funding from the National Eye Institute look promising, we are actively seeking support from private philanthropic

organizations and pharmaceutical companies. Proposals should result in \$10 million to \$15 million in support of glaucoma and macular degeneration research over the next five years.

Uveal Malignant Melanoma

Dr. Robert Folberg, director of the Frederick C. Blodi Eye Pathology Laboratory, continues to make progress in the biology of choroidal malignant melanoma. He and his collaborators, using a multidisciplinary approach, have received grants from several NIH institutes. They are confident they will eventually be able to make clinical "biopsies" utilizing a combination of ultrasound and confocal laser ophthalmoscopy to substantiate the diagnosis and offer a prognosis for individual patients. The classification of vascular networks within choroidal melanomas has been independently supported in other laboratories, and Dr. Folberg and his colleagues are making progress identifying specific markers that may be important in studying metastasis.

I look forward to seeing you in New Orleans in November. See the calendar of events and look for a letter from us in the next few days for details.

Thomas A. Weingeist

CALENDAR

- October 23, 1998** Clinical Conference - Topic: Glaucoma
Featured Speaker: Dale K. Heuer, MD, Milwaukee, Wisconsin
- November 10, 1998** American Academy of Ophthalmology
6:30 PM - Iowa Eye Alumni Reception: Grand Ballroom A
Sheraton New Orleans Hotel
500 Canal Street
New Orleans, LA 70130
- December 4, 1998** Clinical Conference - Topic: Oculoplastics
Featured Speaker: Bhupendra C. Patel, MD, Salt Lake City, Utah
- February 5, 1999** Clinical Conference - Topic: Cornea/Refractive Surgery
Featured Speaker: Daniel S. Durrie, MD, Kansas City, Missouri
- March 5, 1999** Clinical Conference - Topic: Retina
Featured Speaker: Stephen J. Ryan, MD, Los Angeles, California
- April 9, 1999** Clinical Conference - Topic: Neuro-ophthalmology
Featured Speaker: Jonathan D. Trobe, MD, Ann Arbor, Michigan
- June 18-19, 1999** **Iowa Eye Association Meeting** - featuring
anterior segment surgery, ophthalmic plastic surgery, and
other broad areas of interest.

ALUMNI NOTES

Kaplan Steps Down

Henry J. Kaplan, MD, (resident 1975-78) recently stepped down after 10 years as chair of ophthalmology at Washington University in St. Louis. An internationally recognized ocular immunologist and vitreoretinal surgeon, he plans on remaining at Washington University to devote his time to research and clinical work.

Pulido Appointed

Jose S. Pulido, MD, has been named chair of the Illinois Eye and Ear Infirmary, Chicago, Illinois. Dr.

Pulido was assistant professor of ophthalmology at Iowa from 1987 to 1992. He then joined the faculty at the Medical College of Wisconsin in Milwaukee where he was recently promoted to professor. Dr. Pulido is National Chair of the Diabetes 2000 Project for the American Academy of Ophthalmology and a highly respected vitreoretinal surgeon and researcher. While at Iowa, in addition to carrying out fundamental research on glycosylated collagen fibrils in the vitreous, he also completed an executive MBA program at The University of Iowa Pappajohn School of Business.

Phelps Award

Continued from page 11

Hageman, Director of the Morphology and Cell Biology Laboratory of the UI Center for Macular Degeneration and mentor for Ms. Liddell) to see how she has grown through her experiences in medical school and in the lab. She represents what Chuck and many of our colleagues look for and admire in our best students and faculty.

The endowment for the Phelps Memorial Award now exceeds \$130,000. Recipients have included junior faculty who have made significant contributions to the department, a resident who helped establish the Free Medical Eye Clinic for people in Iowa City, and now a talented medical student who is contributing to research in age-related macular degeneration and who holds the promise of being an excellent physician who will



Phelps Memorial Hawthorn Tree

make a contribution in whatever area of medicine she pursues.”

The Phelps Award was established in 1989, in memory of Dr. Phelps, head of the department from April 1, 1984, until his death in September 1985. A Washington Hawthorn tree, planted in memory of Dr. Phelps by the American

Glaucoma Society and the department, was transplanted last fall to a grassy slope on the northeast side of the Pomerantz Family Pavilion. A commemorative bronze plaque was unveiled during the September 18th Clinical Conference on the wall of the walkway near the site.

Iowa Eye Association, inc.

Department of Ophthalmology and Visual Sciences
Pomerantz Family Pavilion
University of Iowa Hospitals and Clinics
200 Hawkins Drive
Iowa City, Iowa 52242-1091

Nonprofit organization
U.S. Postage
PAID
Permit No. 68
Iowa City, Iowa