


October 1995, Series 2, No. 28

JOHNSON AND SINDT JOIN DEPARTMENT

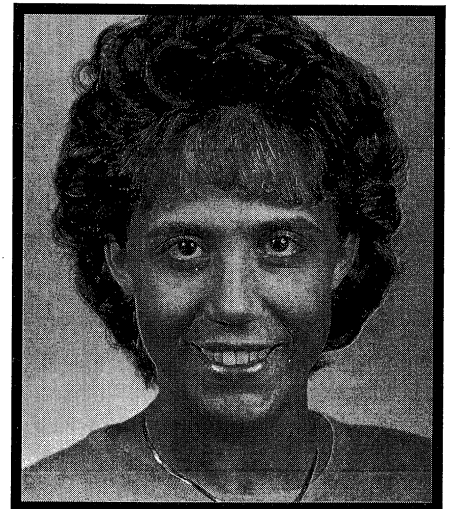


A. Timothy Johnson, MD, PhD, and Christine Sindt, OD, joined the UIHC Department of Ophthalmology in September 1995.

Dr. Johnson, a former Iowa resident (1991) has been assistant professor in ophthalmology at the W.K. Kellogg Eye Center at the University of Michigan, Ann Arbor, since completing a glaucoma fellowship there in 1993. He has been appointed assistant clinical professor of ophthalmology and will serve as a member of the Comprehensive Ophthalmology Clinic.

A Nebraska native, Dr. Johnson received his BA from Hastings

College, Hastings, Nebraska, and his PhD in neuroscience and MD from Baylor College of Medicine, Houston, Texas. He and his wife Keverley have a son.



Dr. Christine Sindt is working in the Contact Lens / Low Vision Clinics. She received her BS from State University of New York at Geneseo, and her OD degree from Ohio State, Columbus. She completed an optometry residency at Cleveland Veterans Administration Medical Center.

Dr. Sindt grew up in Buffalo, New York. She is married to Steven Sindt, an Iowa native who is also an optometrist, and they have an 8-year-old daughter, Kristi.

INSIDE

News & Achievements	
Sutphin Appointed	2
Wolfe Lecturer Named	2
Blodi Recognized	2
Leinfelder Awards	3
Visiting Professor	3
Transitions	3
Graduates	3
"110 Chairs..."	4
http://webeye	4
CD-ROM Programs	4
AAO Honor Awards	4
New Residents & Fellows	
Alumni	7
Phelps Award	7
Update	8
Symposium 1996	9
Mission Statement	10
Calendar of Events	11
Looking Forward	12

Dr. Sutphin Appointed Eye Bank Co-Medical Director

Dr. John E. Sutphin, Jr., associate professor of ophthalmology at The University of Iowa, has been appointed co-medical director with Dr. William Mathers of the Iowa Lions Eye Bank Association. Dr. Sutphin has a long history of experience in eye banking and is very interested in this area as both a clinician and a researcher. He will help with both the medical issues and the regulatory questions that are directed at providing the safest and highest quality tissue possible for transplantation, with the goal of shortening the waiting list for Iowans in need of the "gift of sight."

When eye banking began, it was a very simple exercise of removing eyes, placing the corneas in media and distributing them to surgeons for implantation. As improvements have been made, however, regulations have added many new steps of quality control. The eye banks in the United States have themselves been the primary initiators of eye bank regulation, but since December 1993, the Food and Drug Administration has been the federal overseer of all tissue banks. While we trust these mandates will achieve a positive influence over time, the first few months of FDA regulations have created some confusion for eye banks, adding ever more steps to be taken before a cornea can be pronounced useful for transplantation. Our job is twofold: to comply with all such mandates and to call into question those mandates which may be inappropriate or unnecessary. This has been and will continue to be the

subject of much discussion by responsible eye banks and federal authorities until the right mix can be determined which protects the recipients while not hindering the eye banks' ability to deliver sufficient and timely transplant tissue for sight.

The Iowa Lions Eye Bank has had a very successful year, reporting a nearly 13% increase in transplantable tissue. Statistics show that 154 corneas were used at The University of Iowa Hospitals and Clinics, while 220 corneas were provided to other surgeons in Iowa. Another 38 corneas were sent out of state for transplantation and 25 out of the country. With the increasing complexity of the medical issues and government involvement in all human transplantable tissues, Dr. Sutphin is a very welcome addition as co-medical director of the Iowa Lions Eye Bank.

Frisen Named 1995 Wolfe Lecturer

Lars Frisen, MD, PhD, a neuro-ophthalmologist at the Department of Ophthalmology, University of Goteborg, Goteborg, Sweden, will present the 1995 Wolfe Lecture on Friday, December 1, 1995, at The University of Iowa. Dr. Frisen is a neuro-ophthalmologist of international stature, best known for his clarity of thought and the care with which he presents his ideas. He has made major contributions to perimetry and to related areas of the psychophysics of vision, and his is the most commonly used scale for grading degrees of papilledema. His book, *Clinical Tests of Vision* (1990, Raven Press), primarily concerns visual field testing, but has chapters on precision in visual acuity measurement and on color vision. His computer graphics perimeter (resolution acuity perimetry or "the

ring test") is respected for its innovation, sensitivity and patient friendliness. He also has been seeing patients with neuro-ophthalmic problems ever since his fellowship with Dr. W.F. Hoyt in 1970.

Dr. Frisen will work with residents for an hour on Thursday afternoon, November 30. On Friday, he will present a clinically oriented lecture at 8:30 am and then the Wolfe Lecture at 1:30 pm.

Some of Dr. Frisen's current interests are 1) bilateral torsion of the eyes in brain stem disease, 2) the diagnostic utility of fragmented gratings, and 3) a reconsideration of visual field incongruence. In addition, he has several unique cases which clinicians might enjoy: 1) episodic hemifield dysmetropia, 2) dynamics of retinal vasospasm (with slides), 3) retinal emboli photographed in slow transit (with temporary NFL swelling, followed by atrophy of fibers), 4) see-sawing of the subjective vertical, and 5) fourth to third nerve anastomosis.

H.S. Thompson, MD

Blodi Recognized

Frederick C. Blodi, MD, professor emeritus and former head of our department, has been elected to "Honorary Membership" by the American Ophthalmological Society. This is the highest honor bestowed by the society. Dr. Blodi received the Lucien Howe Medal from the AOS in 1980 and was president of the society in 1991. During the 130-year history of the society, America's oldest medical specialty society, only two other people have been given all three of these honors: Arnold Knapp in 1953 and Frederick Verhoeff in 1958.

Leinfelder Awardees Named

The 1995 P.J. Leinfelder Award for Research was presented to three winners at the annual Residents/Fellows Research Day Conference, May 6, 1995:

Jane Mizener, MD (resident) - "Autoimmune Retinopathy: It's Not Always Cancer-Associated," advisors - Drs. Alan Kimura and Randy Kardon.

Elise Héon, MD (molecular ophthalmology fellow) - "Linkage of Autosomal Dominant Iris Hypoplasia to the Rieger Syndrome Locus (4q25)," advisors - Drs. Lee Alward and Ed Stone.

Sean P. Donahue, MD, PhD (pediatric ophthalmology fellow) - "Automated Perimetry in Amblyopia: Full Field Depression in the Involved Eye," advisors - Drs. Randy Kardon and Bill Scott.

Pe'er Visits

Dr. Jacob Pe'er recently completed his third summer sabbatical in the Frederick C. Blodi Ocular Pathology Laboratory. His 1993 sabbatical was funded in part through an International Scientist Award from Research to Prevent Blindness. During the summer of 1995, he was appointed visiting associate professor of ophthalmology at The University of Iowa.

Dr. Pe'er is currently associate professor of ophthalmology at the Hadassah-Hebrew University Medical School, Jerusalem, Israel. He is director of the Ocular Oncology Unit, which is the only such unit in Israel, and he is director of the Eye Pathology Laboratory.

Dr. Pe'er worked on the following projects during his most recent visit: characterization of an experimental model of glaucoma with Dr. Sohan Hayreh; and localization of tumor-stromal

interactions in uveal melanomas with Drs. Robert Folberg, Mary Mehaffey (fellow in ocular pathology), and Karla Daniels, PhD, who has expertise in extracellular matrix. Dr. Pe'er also participated in teaching activities, especially giving lectures about his groundbreaking work on the role of vascular endothelial growth factor (VEGF) in the pathogenesis of ocular neovascularization.

Transitions

Cecelia Dellone, MD, and Chittaranjan Reddy, MD, left the department in early September for private practice. **Sachio Kawashima, MD, PhD**, completed research in neuro-ophthalmology and returned to Japan in early October.

Dr. Dellone spent from March to September enhancing her experience in medical retina. She has returned to her home in Pittsburgh where she is joining Retina-Vitreous Consultants with Dr. Lou Lobes (a former fellow at Iowa) and four other retina specialists.

Dr. Reddy has begun private practice in Peoria, Illinois. He was assistant professor in the Vitreoretinal Service from July 1993 to September 1995. Previously, he completed his residency training at Massachusetts Eye and Ear Infirmary and a two-year fellowship in vitreoretinal diseases and surgery at Iowa.

Dr. Kawashima worked since January 1995 with Dr. Randy Kardon on a project involving electrical stimulation of the brain using magnetic fields to see how pupil light reflex was affected. He also worked on a project in the EEG lab with Dr. Thoru Yamada (Neurology) on a more objective method of testing color vision. Dr. Kawashima has returned to Kawasaki Medical School in Okayama, Japan.

Ten Graduate in June

Three residents and seven fellows graduated from training in ophthalmology on June 30th. Graduates and their plans for the immediate future are as follows:

RESIDENTS

Louise Mawn: One-year fellowship in neuro-ophthalmology at Tufts-New England Medical Center, Boston, Massachusetts, with Dr. Thomas Hedges, followed by a fellowship in oculoplastics in Toronto with Dr. David Jordan, a former Iowa fellow.

Mark Morin: General ophthalmology at Marshfield Clinic, Marshfield, Wisconsin.

Robin Ross: Fellowship in vitreoretinal diseases, William Beaumont Hospital, Royal Oak, Michigan.

FELLOWS

David Brown (Retina): Private practice, Vitreoretinal Consultants, Houston, Texas.

Sean Donahue (Pediatric Ophthalmology and Neuro-ophthalmology): Assistant professor of ophthalmology, Vanderbilt University Medical Center, Nashville, Tennessee.

Robert Elgin (Cornea): Private practice, Peninsula Eye Center, Newport News, Virginia.

Archie McGeorge (Retina): Appointment, Auckland Hospital Eye Department, Auckland, New Zealand.

Kevin McKinney (Glaucoma): Appointment, King Khaled Eye Specialists Hospital, Riyadh, Saudi Arabia.

Johane Robitaille (Pediatric Ophthalmology and Neuro-ophthalmology): Fellowship in ocular genetics, Wilmer Eye Institute, Johns Hopkins, Baltimore, Maryland.

Norman Zabriskie (Glaucoma & General Ophthalmology): Fellowship in glaucoma, University of Utah, Salt Lake City, Utah.

“110 Chairs in Ophthalmology”

The Alson E. Braley Auditorium was opened in November 1970 to honor Dr. Braley who headed the Department of Ophthalmology from 1950 to 1967. “Dedicated to progress in ophthalmology,” the Braley Auditorium has been a special place for exchange of ideas and learning for students, residents, fellows, faculty and ophthalmologists in the community. Over the past 25 years the Braley Auditorium has been the centerpiece of the educational program at Iowa.

Dr. Braley completed his training under C.S. O'Brien in 1937. After a brief stay as Instructor and a stint in the Navy, he went on to New York University before returning as professor and head of the Department of Ophthalmology at The University of Iowa.

Dr. Braley devoted his academic life to promoting the careers of other physicians. He appeared to have endless energy and enthusiasm about ophthalmology, but his greatest strength was his ability to identify young talent and provide them with the proper environment to succeed. Some of the most notable names among this group were Mansour Armaly, Fred Blodi, Paul Boeder, Hermann Burian, Bruce Spivey, Gunter von Noorden, Robert Watzke, and a rash of residents who developed distinguished careers in ophthalmology. Throughout his life Dr. Braley was an ardent supporter of the department and enthusiastic about the men and women involved in ophthalmology. He died at age 87 in 1993.

In the next few weeks we will be launching a fund-raising campaign through The University of Iowa Foundation to support educational programs for the new Braley

Auditorium. We are seeking \$1,000 or more for each of the 110 chairs in the auditorium.

I hope you will join me and contribute to the ongoing success of Morning Rounds and other educational programs that take place in the Braley Auditorium by sending contributions to the UI Foundation. Gifts will be acknowledged on a plaque in the auditorium and at a special ceremony during the commemoration of the new Eye Institute in September 1996.

Thomas A. Weingeist, PhD, MD

<http://webeye.ophth@uiowa.edu> —What is it?

If you don't know, connect to the Internet. This e-mail address will connect you to the Department of Ophthalmology “home page.” It is our connection to the cyberworld. More than 2,000 times a month, people from around the world connect with us.

It will enable you to communicate with nearly everyone in our department. It is also linked to the American Academy of Ophthalmology home page, academic medical centers throughout the world, and resources that every ophthalmologist will want to access. Once you reach our home page, you will see full color pictures and descriptions of all aspects of the department.

In the near future you will be able to review interesting cases and share your own experiences with others. We also hope to make CME credits available to subscribers. Try it out, and let us know what you think.

Thomas A. Weingeist, PhD, MD

CD-ROM Programs Available

Two interactive self-instruction programs, “Basic Ophthalmology” and “Pathology of the Eye,” have been rewritten and redesigned by Dr. Robert Folberg as CD-ROM programs available for Macintosh and Windows. “Basic Ophthalmology” by Dr. Thomas Farrell was written for the use of medical students and non-ophthalmic medical and paramedical personnel. “Pathology of the Eye,” by Dr. Folberg, was written for ophthalmology residents and practitioners. The programs will be available for review at the C.V. Mosby booth during the upcoming AAO meeting. Mosby will distribute the affordably priced programs shortly thereafter.

Faculty & Alumni Honored by AAO

Senior Honor Awards will be presented to the following people at the upcoming AAO annual meeting:

David J. Apple, MD

Professor and Head
Department of Ophthalmology
Medical University of South Carolina
U. Iowa Resident 1977-80

Malcolm L. Mazow, MD

Clinical Professor
Department of Ophthalmology
University of Texas, Houston
U. Iowa Resident 1962-65

Honor Awards will be presented as follows:

Wallace L.M. Alward, MD

Associate Professor
Director, Glaucoma Service
Department of Ophthalmology
University of Iowa

Randy H. Kardon, MD, PhD

Associate Professor
Department of Ophthalmology
University of Iowa

Robert C. Kersten, MD

Associate Professor
Department of Ophthalmology
University of Cincinnati
U. Iowa Resident 1980-83, Fellow
Oculoplastics 1983-84


NEW RESIDENTS AND FELLOWS

NEW RESIDENTS -- JULY 1995




Jeffrey Jordan

Education: MD - University of Vermont; BA Nautical Science - Maine Maritime Academy.
Internship: Maine Medical Center, Internal Medicine.
Personal: Native of Maine, sailed aboard merchant ships around the world, managed crew building nuclear submarines; married, children. Outside interests - Doctors Ought to Care, Big Brother, jogging, gardening, sailing, cross country skiing, maritime history.



Scott Stice


Education: MD - Medical University of South Carolina, Charleston, South Carolina; BA Chemistry, Wake Forest University.
Internship: Medical University of South Carolina
Personal: Married to Jeannine Stice, one son. Outside interests - softball, baseball, basketball, soccer, volunteer work.



Darwin Wooten

Education: MD - Vanderbilt; BS Biology - University of Mississippi.
Internship: Vanderbilt.
Personal: Native of Mississippi, married to Terri Wooten, RN. Outside interests - church & community activities, football, reading, travel.

NEW FELLOWS -- JULY 1995



Arturo L. Kantor
Cornea

Education: MD - University of Chile, Santiago, Chile.
Internship: Hospital del Salvador, University of Chile.
Residency: Hospital del Salvador, University of Chile.
Personal: Native of Chile, married. Outside interests - skiing, tennis, playing flute, opera, data processing.



John C. Lee
Glaucoma

Education: MD and Premed - University of Iowa; BS Mechanical Engineering - Kansas State.
Internship: White Memorial Center, Los Angeles.
Residency: University of Iowa.
Fellowship (Pediatric Ophthalmology): Washington Children's Hospital National Medical Center, Washington DC.
Private Practice (Ophthalmology): Decatur, Illinois.
Personal: Born in Seoul, Korea, U.S. citizen.



Mary G. Mehaffey
Ocular Pathology

Education: MD - Medical College of Georgia, Augusta, Georgia; BEngr - Georgia Institute of Technology; Premed - Georgia State University.
Internship: Medical College of Georgia Hospital and Clinics.
Residency: Mayo Clinic, Rochester, Minnesota.
Personal: Born in Atlanta. Married to Philip Mehaffey, MD, resident in Pathology, UIHC.

New Fellows (continued)



Mayumi A. Mori


Pediatric Ophthalmology

Education: MD - Mount Sinai Medical School, New York; BA Molecular Biology - Yale.

Internship (Pediatrics): Mount Sinai.

Residency: Mount Sinai

Personal: Native of New York, enjoys travel.



Donald Park


Retina

Education: MD - Harvard Medical School, Boston, Massachusetts; AB Economics, Harvard.

Internship: Winthrop University Hospital, SUNY, Mineola, Long Island, New York.

Residency: California Pacific Medical Center, San Francisco, California.

Personal: Outside interests: plays violin.



Timothy D. Polk

Retina

Education: MD and BA - University of Virginia, Charlottesville, Virginia.

Internship: Franklin Square Hospital Center, Baltimore, Maryland.

Residency: Greater Baltimore Medical Center, Baltimore.

Fellowship (one-year medical retina): Bascom Palmer Eye Institute, Miami, Florida.

Personal: Married.



Peter H. Spiegel

Neuro-ophthalmology

Education: MD - Case Western Reserve University; BA Psychology - Clark University.

Internship: Alton Ochsner Medical Foundation.

Residency: Tulane Medical Center, New Orleans.


Personal: Born and raised in Long Island, NY. Enjoys running and listening to jazz.

ALUMNI

Pinar Aydin (formerly Kirkali), MD, PhD, has been appointed head of the ophthalmology department at a new university medical school in Ankara, Turkey. Dr. Aydin is a former research fellow (1990) in neuro-ophthalmology.

John V. Linberg, MD, has been named chair of the Department of Ophthalmology at the West Virginia University Health Sciences Center, Morgantown, West Virginia. He succeeds George W. Weinstein, MD, who retired in August 1995. Dr. Linberg completed a fellowship in oculoplastics at The University of Iowa Hospitals and Clinics in 1979.

PHELPS AWARD



DR. MARIANNETTE MILLER-MEEKS HONORED

Mariannette Miller-Meeks, MD, was recently named recipient of the 1995 Charles D. Phelps Memorial Award. Dr. Miller-Meeks was recruited to Iowa as assistant professor and director of the Comprehensive Ophthalmology Service in August 1995. In the short year since she arrived, she has reorganized the General and Cataract Clinics under one umbrella as the Comprehensive Ophthalmology Service. This was a major undertaking, particularly with the recent retirement of Dr. Hansjoerg Kolder.


The first female member of this faculty in many years, Dr. Miller-Meeks has demonstrated an incredible work ethic and an outstanding organizational ability to accomplish large tasks efficiently in a short time. She serves as an excellent role model to new residents, all of whom start their training on her service.

In addition to running one of our busiest services, she is raising two children — 8-year-old Jonathan and 5-year-old Taylor — with her husband, Curt.

Dr. Miller Meeks entered the medical field in 1976 when she graduated from Texas Christian University as a nurse. She served as a U.S. Army nurse for six years before entering medical school in Texas. She completed her ophthalmology residency at Iowa in 1991, and was appointed assistant professor at the Kellogg Eye Institute, the University of Michigan, where she remained until her return to Iowa.

The Phelps Award was established in September 1989 to honor the memory of "Chuck" Phelps. Dr. Phelps died in 1985, a little more than one year after his appointment as head of the UIHC Department of Ophthalmology.

Entrance to Eye Institute in the Pomerantz Family Pavilion



Excitement is mounting as we finalize plans to move from the 1927-vintage General Hospital facilities on the second floor to the ground level of the new Eye Institute in the Pomerantz Family Pavilion.

Early in 1996, the department will relocate to an area encompassing nearly 50,000 net square feet. A large reception area and two waiting areas for adults and children are located beneath a sloping glass canopy at the front of the building on the north side. The Iowa Lions Eye Bank will be relocated to a nearby area. Beyond the spacious solarium are 53 examining rooms and support facilities. Eight subwaiting areas in critical locations will offer ease of access and patient comfort. Faculty and support staff offices are located on the eastern and southern perimeters of the building adjacent to clinics. The minor room facilities contain two state-of-the-art operating rooms, adjoining waiting rooms and offices for support staff as well as a special room for refractive laser surgery. A suite of rooms for other laser instruments is located adjacent to the clinics.

A fiber-optic network connecting all rooms will enable the staff to access and send information via computer. We have already

developed a program to track ancillary studies such as ophthalmic photography, and will include perimetry, echography, and electrophysiology in addition to surgery scheduling. A computer-based patient record is under development that will enable us to improve communications, analyze data, and develop outcome studies in order to enhance patient care and reduce costs. The aim is to have a secure system of patient records tied to other UIHC departments and resources as well as to referring physicians.

The Braley Auditorium will be relocated to the lower level of the Eye Institute adjacent to the new C.S. O'Brien Resource and Learning Center. We plan to make the 110-seat auditorium a model educational center and a resource for physicians in training and in the community. It will be equipped with a video projector, dual slide projectors, and an interactive computer system. Utilizing hand-held keypads, members of the audience will be able to respond to questions and instantaneously see the breakdown of responses from other members of the audience. Since each keypad can be identified by a personalized password, participants may also study

how they did by reviewing a print-out of responses from the audience.

The Braley Auditorium, established in November 1970, has enhanced the tradition of Morning Rounds at Iowa. For more than a decade pre- and postoperative patients were brought to rounds for a brief penlight or slitlamp examination. Today these sessions have been superseded by presentations that include superb video images taken through a slitlamp, indirect ophthalmoscope, or operating microscope. In the near future, these and other educational programs will be shared with physicians throughout the region via telecommunications.

Although new technology will enhance communication with the medical world beyond the university, physically we will be connected to our colleagues throughout the UIHC via a skywalk that rises from the second floor to the fifth floor. The glass-enclosed walkway joins the Pappajohn Pavilion to the north and the Pomerantz Family Pavilion on the south. Parking Ramp #4, an integral part of the new medical complex, is expected to be completed within a year and will be connected on the east side of the Pomerantz Family Pavilion.

In 1997, the Family Practice Center will move into the building, and we will be joined later by Otolaryngology, Head and Neck Surgery, Hospital Dentistry and Oral Surgery, a Women's Health Care Center and a Geriatric Health Care Center. Clearly, Ophthalmology will be well-positioned within the largest ambulatory center in the UIHC and prepared to meet the challenges of the 21st century.

Thomas A. Weingeist, PhD, MD
thomas-weingeist@uiowa.edu

Looking Forward..... is the theme for the commemoration of the opening of the Eye Institute scheduled for **September 19-21, 1996**. Mark your calendars and plan to participate in the gala event that will take place during the Iowa Eye Association Annual Meeting. Among the invited guests will be

H. Dunbar Hoskins, MD
Executive Vice President
American Academy of Ophthalmology
San Francisco, California

Dan B. Jones, MD - Braley Lecturer
Professor and Chairman
Cullen Eye Institute
Houston, Texas

Carl Kupfer, MD
Director - National Eye Institute
Bethesda, Maryland

Paul R. Lichter, MD
Professor and Chairman
Kellogg Eye Center
University of Michigan
Ann Arbor, Michigan

Ronald E. Smith, MD
Professor and Chairman
Doheny Eye Institute
University of Southern California
Los Angeles, California

Diane Swift
Director
Research to Prevent Blindness
New York, New York

David F. Weeks
Executive President
Research to Prevent Blindness
New York, New York

MISSION STATEMENT

The mission of The University of Iowa Department of Ophthalmology is to provide superb comprehensive care that is both accessible and cost-effective while reducing blindness through teaching and research.

TO ACHIEVE THESE GOALS

We pledge to provide the highest quality of service and ethical medical care to the people of Iowa, whom we serve, and to all others who entrust us with their care.

We strive to meet this challenge by sharing our knowledge and understanding with our patients, students and colleagues.

We accept the formidable task and our responsibility to advance medical knowledge through basic and clinical research.

We are committed to our patients and students who are the most important people in our professional lives.

We recognize, that to accomplish our goals, we must work together as a team while supporting, encouraging, recognizing, and rewarding the individuals with whom we work.

Clinical Conferences & Professional Meetings

1995

Oct. 29 - Nov. 2 American Academy of Ophthalmology
**Iowa Eye Reception: Tuesday, October 31, Phoenix Room #V-VI,
JW Marriott Hotel at Lenox, 6:30 - 9:00PM.**

December 1 Clinical Conference - *Neuro-ophthalmology*
Wolfe Lecturer: Lars Frisen, MD, Sweden

1996

February 2 Clinical Conference - *Oculoplastics*
Speaker: John Linberg, MD, West Virginia University

March 8 Clinical Conference - *Cataract*
Speaker: Robert Osher, MD, Cincinnati

April 12 Clinical Conference - *Retina*
Speaker: Neil M. Bressler, MD, Wilmer Eye Institute

NEWS OR COMMENTS?

Name: _____

Address: _____

Telephone: _____

News or comment: _____

Please return to:

Diane Anderson, Managing Editor, *Iowa Eye*
Department of Ophthalmology
The University of Iowa Hospitals and Clinics
200 Hawkins Drive
Iowa City, IA 52242-1091

Telephone: 319-356-0453 FAX: 319-356-0363

E-mail: e-diane-anderson@uiowa.edu

Looking Forward.....

Commemorating the opening of the new Eye Institute

September 19-21, 1996

Scientific Symposium

Iowa Eye Association Annual Meeting.

Iowa Eye Association, inc.

Department of Ophthalmology
University Hospitals and Clinics
200 Hawkins Drive
Iowa City, Iowa 52242-1091

Nonprofit organization
U.S. Postage
PAID
Permit No. 68
Iowa City, Iowa



The *Iowa Eye* is published 2-3 times yearly by the Department of Ophthalmology for friends and alumni of the department.

Managing Editor: E. Diane Anderson
Editor-in-Chief: Thomas A. Weingeist, PhD, MD

Photos by Ophthalmology Staff Photographers

Please direct comments and inquiries to the managing editor: 319/356-0453 FAX 319/356-0363
e-diane-anderson@uiowa.edu

