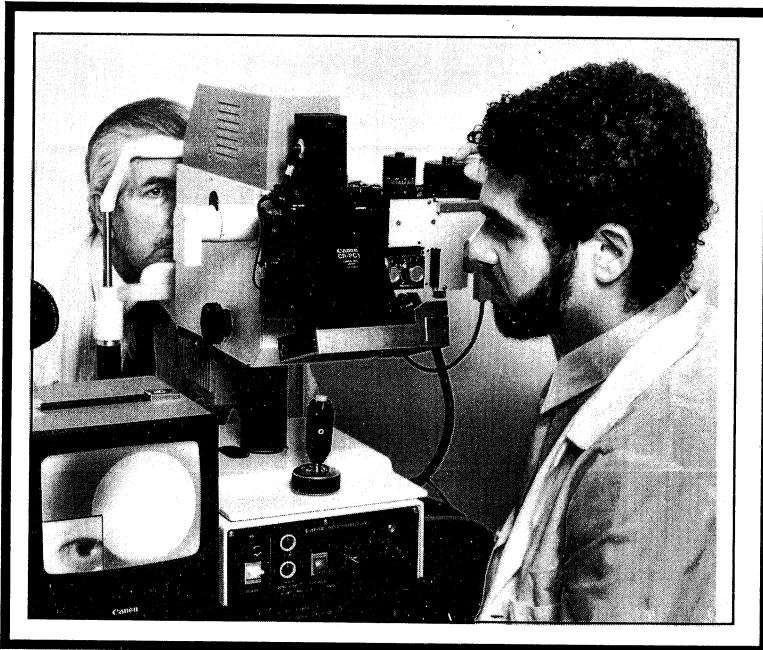


Sept. 1989, Series 2 No. 12

## Dr. Randy Kardon Appointed



received over the past 10 years include: 1980, invited speaker, First International Symposium on Scanning Electron Microscopy in Cell Biology and Medicine, Kyoto, Japan; 1985 P.J. Leinfelder Award for best resident research seminar, "Simultaneous and Continuous Recording of Retinal and Choroidal Blood Flow;" 1986 P.J. Leinfelder Award, "Fundus Pupil Perimetry: Objective Visual Field Testing Using the Pupillary Response."

Dr. Kardon's first research interest began with studies of the 3-dimensional organization of

(continued on page 7)

**R**andy H. Kardon, MD, PhD, was appointed Assistant Professor of Ophthalmology beginning July 1, 1989. He has joined the Neuro-ophthalmology Service and the Iowa City VAMC in his new position.

Dr. Kardon grew up in Des Moines, Iowa. He received his BS (1975), MD, and PhD degree in pharmacology (1982) from The University of Iowa. After a one-

year internship at the Gunderson Clinic and Lutheran Hospital in La-Crosse, Wisconsin, he returned to the UI as a research fellow in ophthalmology in 1983, and then completed a 3-year ophthalmology residency in 1987. He then began a 2-year fellowship in neuro-ophthalmology which ended in June of this year.

Some of the many honors and awards Dr. Kardon has

### INSIDE

Residents	2
Fellows	3
Faculty Profile	5
Department News	3
Leinfelder Award	7
Phelps Award	8
Summer Ophthal. Students	9
Iowa Eye Meeting	10
Coming Events	11
Update	12


# RESIDENTS

## NEW RESIDENTS BEGIN



**Susan Malinowski, MD**

Susan M. Malinowski, MD, was born in Warsaw, Poland and immigrated with her family to Detroit, Michigan at the age of 5. She received her BS in biomedical sciences from the University of Michigan in 1985, and her MD degree from Michigan in June 1988. Prior to beginning her ophthalmology residency, she completed a one-year internship at William Beaumont Hospital in Royal Oak, Michigan.



**Paul Schultz, MD**

Paul N. Schultz, MD, was born in Champaign/Urbana, Illinois. He received his BS in chemistry from Montana State University in 1978, and did graduate work in anthropology and biochemistry. He received his MD degree from the University of New Mexico in 1985 and then joined the Navy. He has served as Medical Officer on the USS Ogden in the Bering Sea and is currently at the rank of Lieutenant. He completed a one-year flexible internship at the U.S. Naval Hospital in Oakland, California before coming to Iowa.




**Sarah Stair, MD**

Sarah J. Stair, MD, was born in Arcola, Illinois and grew up in a small town in Iowa. She received her BA in chemistry and biology from Luther College, Decorah, Iowa, in 1984, and her MD from The University of Iowa in May 1988. Prior to beginning her residency in ophthalmology, she completed a one-year internship in pathology at the UI.

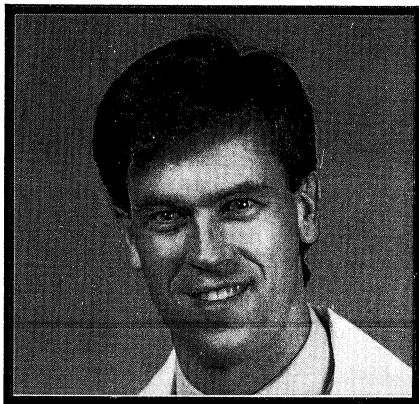
# FELLOWS

## 9 NEW FELLOWS WELCOMED

### Cornea/External Disease




**Peter Gloor, MD**, who completed his residency training at the UI at the end of June 1989, has begun a one-year fellowship in cornea/external disease. Dr. Gloor received his AB degree in biochemical sciences from Princeton University in 1980, and his MD from the University of Rochester in 1984. After receiving his MD, he performed a one-year internship in medicine at Rochester before coming to Iowa to begin his ophthalmology training.



**Stephen E. Higgins, MD**, began a one-year fellowship in cornea/external disease in July. Dr. Higgins recently completed his ophthalmology


residency at Wills Eye Hospital in Philadelphia. Prior to that, he did a transitional internship at William Beaumont Hospital in Royal Oak, Michigan. He studied biology before entering the School of Medicine at the University of Michigan in Ann Arbor, where he received his MD degree in 1985.

### Glaucoma



**Michael A. Krasnow, DO**, began a one-year fellowship in glaucoma in July. Dr. Krasnow finished his ophthalmology training at Oklahoma Osteopathic Hospital, Tulsa, in June. He previously completed a one-year rotating internship at Chicago Osteopathic Hospital. He received his DO from the College of Osteopathic Medicine of the Pacific in 1985, his OD from New England College of Optometry in 1978, and a PhD in anthropology (1973) and a BA in literature (1967) from the University of Massachusetts.

### Neuro-Ophthalmology




**Gerard L. Hershewe, DO**, began a one-year neuro-ophthalmology fellowship on July 1. Dr. Hershewe has been an instructor in neurology at the University of New Mexico Medical Center in Albuquerque. He received his BS degree from Missouri Western College in 1973, a BA from the University of Missouri at Kansas City in 1974, and his DO from Kansas City College of Osteopathic Medicine in 1979. After completing an internship at Botsford General Hospital in Farmington, Michigan, and a medicine internship at Oklahoma Osteopathic Hospital in Tulsa in 1983, he trained as a resident in neurology at the University of New Mexico Medical Center for 3 years.

(continued on next page)


## New Fellows (continued)

### Ocular Pathology



**Stephen J. Massicotte, MD**, became a two-year fellow in ocular pathology in July. Dr. Massicotte received his BA in zoology in 1976 from the University of New Hampshire and his MD from Dartmouth in 1985. He then trained in internal medicine for one year at Shadyside Hospital in Pittsburgh before starting his ophthalmology residency recently completed at the University of Pittsburgh.

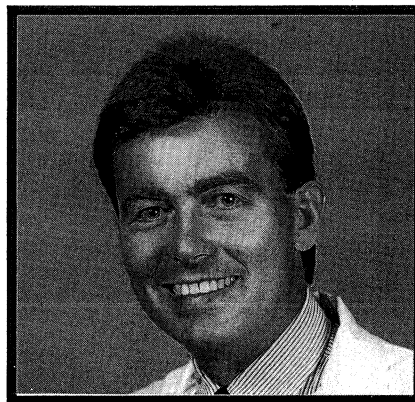
### Oculoplastics



**Richard C. Warren, MD**, began a one-year fellowship in oculoplastics. Dr. Warren has been head of the Ophthalmology Division at Naval Hospital in Newport, Rhode Island, where he previously completed his ophthalmology residency in 1987. He received a BS in German literature in 1976 from Wake Forest and his MD from


Bowman Gray School of Medicine in 1980. He completed one year of training in medicine at the Naval Hospital in San Diego and subsequently was a Diving, Submarine, and Hyperbaric Medicine Fellow at the Naval Undersea Medical Institute in New London, Connecticut, and the U.S. Navy Diving and Salvage Center in Panama City, Florida.

### Pediatric Ophthalmology




**Robert J. Morris, MD**, has been a visiting fellow associate in Pediatric Ophthalmology since July. Dr. Morris, who was born in Wales, received a BSc in physiology in 1976, and completed his medical degree at St. Bartholomew's Hospital in London in 1979. During his time in medical school, he did a three-month surgery rotation in the U.S. at Duke University. His training after medical school included a one-year internship at St. Bartholomew's, residency training in endocrinology at the Royal Postgraduate Medical School - Hammersmith Hospital in London, training in neurology at St. Bartholomew's and training at the National Heart and Chest Hospitals in London. He has trained in ophthalmology at St. Bartholomew's, at Oxford Eye Hospital, and at Moorfields Eye Hospital in London.

### Vitreoretinal Diseases

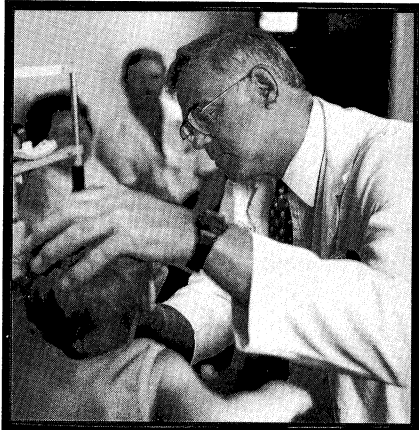


**Michael B. Rivers, MD**, began a two-year vitreoretinal fellowship in July. Dr. Rivers completed his ophthalmology residency at New York Hospital-Cornell Medical Center in New York City. He received his AB in chemistry from Princeton University (1981), his MD from Cornell (1985), and then completed a one-year medicine internship at Beekman Downtown Hospital-New York Infirmary.



**Warren M. Sobol, MD**, began a two-year fellowship in vitreoretinal diseases in July. Dr. Sobol received a BA in chemistry and economics (1981) from the University of North Carolina and an MD from Duke University (1984). He trained in medicine for one year at Wright State in Dayton, Ohio and then began an ophthalmology residency at Baylor just recently completed.

## FACULTY PROFILE



### William E. Scott, MD

William E. Scott, MD, is Professor and Director of Pediatric Ophthalmology at The University of Iowa Department of Ophthalmology. He has been at the UI since beginning his residency in 1967. During those 22 years, after completing an ophthalmology residency and a fellowship in pediatric ophthalmology, he helped to build the Pediatric Ophthalmology Service from the bottom up. Indeed, the subspecialty of pediatric ophthalmology actually came to exist due to the combined efforts of Dr. Scott and 10-15 others in the mid-1970's. During his years at the University, he has trained 20-25 fellows in pediatric ophthalmology.

Prior to beginning his career in ophthalmology, Dr. Scott received a BA, an MS in physiology, and an MD from The University of Iowa. He then completed an internship in ophthalmology at Wayne State General Hospital in Detroit, Michigan. In 1971, he trained in pediatric ophthalmology at Smith Kettlewell Institute for the Visual Sciences in San Francisco and at Children's Hospital National Medical Center in Washington, DC.

Despite his demanding and productive career, Dr. Scott has always devoted significant time to his family. When asked what he considers to be his major accomplishment, he quickly

answered "Finding my wife, Winnie, staying married, and raising 2 sons." As to his major accomplishment in his professional life, he feels that can only be judged by his peers. He does feel that his work in developing the subspecialty of pediatric ophthalmology has been very important.

Dr. Scott also has a strong interest in research. His current projects include the use of EOG to study eye movements, the effect of different surgical treatments on strabismus, the effect of prisms on preoperative and post-operative strabismus patients, the evaluation of adjustable sutures in strabismus surgery, vision screening for amblyopia in preschool children, and prism adaptation for esotropia. He has numerous publications to his credit and has recently completed the first randomized trial on strabismus at 14 centers around the nation. Dr. Scott's future high priority career goals include more clinical trials. He feels clinical trials are very important to determine the best treatments for any disease.

Dr. Scott belongs to a number of professional organizations including Alpha Omega Alpha, the Iowa Medical Society, the Iowa Academy of Ophthalmology, the Iowa Eye Association, ARVO, the American Academy of Ophthalmology, the Jampolsky Fellows, the American Orthoptic Council (secretary-treasurer, 1979-81; president, 1981-83), the American Association for Pediatric Ophthalmology and Strabismus (founding member; membership chair, 1975-77; program chair, 1983-85; president-elect, 1987; president, 1988-present), the Joint Commission on Allied Health Personnel in Ophthalmology, the Association for Research in Strabismus, and the International Strabismological Association.

Dr. Scott says he chose pediatric ophthalmology because

he was in a particular spot at that particular time in life. "I like medicine, like caring for people," and his favorite part of the job is "taking care of kids."

#### Major Publications:

Scott WE, Martin-Casals A, Jackson OB: Adjustable sutures in strabismus surgery. *J Ped Ophthalmol* 1977; 14:71-75.

Scott WE, Werner DB, Lennarson LW: Evaluation of Jensen procedures by saccades and diplopic fields. *Arch Ophthalmol* 1979; 97:1886-1889.

Scott WE, Stratton VB, Fabre JA: Full-time occlusion therapy for amblyopia. *Am Orthop J* 1980; 30:125-130.

Scott WE, Keech R, Mash AJ: The postoperative results and stability of exodeviations. *Arch Ophthalmol* 1981; 99:1814-1818.

Scott WE, Sutton VJ, Thalacker JA: Superior rectus recessions for dissociated vertical deviations. *Ophthalmology* 1982; 89(4):317-322.

Scott WE, Thalacker JA: Preoperative prism adaptation in acquired esotropia. *Ophthalmologica*, Basel 1984; 189:49-53.

Scott WE, Reese PD, Hirsch CR, Flabetich CA: Surgery for large-angle congenital esotropia: Two vs. three and four horizontal muscles. *Arch Ophthalmol* 1986; 104(3):374-377.

Scott WE, Kraft SP: Classification and surgical treatment of superior oblique palsies: I. Unilateral superior oblique palsies, in Caldwell, D (ed): *Transactions of the New Orleans Academy of Ophthalmology*. New York, Raven Press, 1985, pp. 15-38.

Scott WE: Temporary surgical overcorrections of infantile esotropia, in Caldwell D (ed): *Transactions of the New Orleans Academy of Ophthalmology*. New York, Raven Press, 1985, pp. 399-407.



# DEPARTMENT NEWS

## RESEARCH SUPPORT GROWING

The following members of the staff received research support from the National Eye Institute or private sources:

**Lee Alward**, NEI, 5-FU and Glaucoma Filtering Surgery, \$19,000.

**James C. Folk**, NEI, Macular Photocoagulation Study - Clinical Center, \$81,000.

**Robert Folberg**, NEI, Experimental Model for Ocular Melanoma, \$121,000.

**Robert Folberg**, Research to Prevent Blindness, Senior Ophthalmic Investigator Award, \$50,000.

**Sohan S. Hayreh**, NEI, Experimental Ocular Vascular Occlusive Studies, \$241,000.

**Jose S. Pulido**, College of Medicine, Non-Enzymatic Glycosylation of Vitreous and Protein Changes after Breakdown of the Blood Retinal Barrier, \$5000 each.

**Jose S. Pulido**, Syntex Diagnostics, Ketorolac Study, \$4200.

**William E. Scott**, NEI, Efficacy of Prism Adaptation Trial for Acquired Esotropia, \$107,000.

**Edwin M. Stone**, Knights Templar, Molecular Biology of Hereditary Macular Dystrophies, \$25,000.

**James J. Corbett and H. Stanley Thompson**, NEI, Optic Neuritis Treatment Trial, \$56,000.

**Thomas A. Weingeist and Christopher F. Blodi**, NEI, Collaborative Ocular Melanoma Study - Clinical Center, \$52,000.

**Thomas A. Weingeist and Paul R. Montague**, NEI, COMS - Photograph Reading Center, \$207,000.

**Thomas A. Weingeist and Paul R. Montague**, Syntex, AIDS-Related CMV Retinitis - Photograph Reading Center, \$147,000.

## NOTES

**Dr. Gerhard W. Cibis** will replace Dr. Thomas A. Weingeist as chairman of Section 1 of the American Academy of Ophthalmology Basic and Clinical Science Course. Dr. Cibis, who practices pediatric ophthalmology in Kansas City, Missouri, served on the committee for the past three years and primarily has been responsible for the section on ocular developmental anomalies. **Dr. Randy Kardon** will be responsible for revising the anatomy and neuroanatomy chapter which was written by Dr. Weingeist. Both appointments will be effective in January 1990.

**Dr. Frederick C. Blodi** has been awarded the Gold Medal of Achievement by the Medical School of the University of Florence. The award was presented on June 20, 1989, at the Fifth International Congress on Cataract and Refractive Surgery in recognition of Dr. Blodi's achievements in ophthalmology. Dr. Blodi was also presented with the Tabor Award of the San Diego Eye Bank on June 24, 1989, during the annual symposium on "New Concepts in Ophthalmology."

The Tenth Verhoeff Lecture "What else did 1864 contribute to ophthalmology?" was presented by Dr. Blodi at the annual meeting of the American Ophthalmological Society marking the 125th anniversary of the AOS. The AOS is the oldest medical specialty society in the United States. Dr. Blodi was elected vice president of the society at that same meeting.

### Correction:

Thomas A. Weingeist was named to the editorial board of *Documenta Ophthalmologica*, not *Acta Ophthalmologica* as previously stated in the last issue of the *Iowa Eye News*.


# LEINFELDER AWARD PRESENTED



**Marian S. Macsai, MD**

Drs. Marian Macsai and Edwin Stone were recently awarded the 1989 P.J. Leinfelder Book Award for their seminars presented this past year.

Dr. Macsai's seminar was entitled "Contact Lens-Induced Keratoconus." Dr. Macsai completed fellowship training in cornea/external disease at the UI in June of this year. Prior to her fellowship, she completed a residency in ophthalmology at Illinois Eye and Ear Infirmary and an internship in internal medicine at Lutheran General Hospital, Park Ridge, Illinois. She received her MD from Rush Medical College in Chicago and her BS in microbiology from the University of Michigan. Dr. Macsai joined the Department of Ophthalmology at West Virginia University in Morgantown, West Virginia, as an assistant professor and Director of the Cornea Service in July 1989. She



**Edwin M. Stone, MD, PhD**

is also Medical Director of the West Virginia Eye Bank.

Dr. Stone's seminar was entitled "A Single Rack of the Farnsworth-Munsell 100 Hue Test is as Sensitive and Specific as the Entire Test in 3 Common Optic Nerve Disorders." Dr. Stone is currently an associate and will complete his ophthalmology residency at the UI in December 1989. He received his MD and his PhD in cell biology from Baylor College of Medicine and his BA in biology and English from Rice University in Houston, Texas.

---

## Kardon Appointed

(continued from page 1)

biological tissue culminating in the book co-authored with RG Kessel, *Tissues and Organs: A Text-Atlas of Scanning Electron Microscopy* (1979). Subsequently, he developed an interest in microvascular physiology. Over the past few years, he has been working with Dr. Stan Thompson in the development of a method for objectively measuring the response of the pupil to light stimulus directed onto different retinal locations. The method, termed "fundus pupil perimetry," uses an infrared image of the retina and the pupil for measuring the constriction of the pupil. His current major areas of research interest are the relationship of visual dysfunction to pupillomotor responsiveness, the pharmacology of the central and peripheral pupillomotor

pathways, and autonomic disorders of pupillary function.

Publications include "Retinal and choroidal blood flow measurement in monkeys using implantable ultrasonic Doppler flow probes," (Kardon, Cutkomp and Weingeist, in Proceedings of the 10th Biennial Congress of the International Society for Ophthalmic Echography, 1984); "Anatomy of the ciliary body and outflow pathways," (Kardon and Weingeist, ed. Duane T, in *Clinical Ophthalmology*, Vol. 3, 1987); and numerous abstracts.

Dr. Kardon is married to Jessica Kardon who is a psychiatric nurse clinician. They have one teenaged son, Tim.

# PHELPS MEMORIAL AWARD

On September 13, 1989, Dr. Thomas A. Weingeist announced the establishment of the Charles D. Phelps Memorial Fund and named the first recipient of the research award given in Dr. Phelps' name. The text of his remarks is printed below:

This afternoon, I would like to announce the establishment of the Charles D. Phelps Memorial Fund and name the first recipient of the research award given in his name. The Phelps Memorial Fund is being created through the generosity of many friends, colleagues, and patients. The award will honor Chuck's memory by encouraging the kind of research in ophthalmology for which Chuck was recognized. Each year, a junior faculty member, a fellow, or a resident in the Department will be selected by a faculty committee as the award recipient. Announcement of each year's award will be made annually in September.

Charles Dexter Phelps was born September 16, 1937, in San Antonio, Texas, but grew up in Waterloo, Iowa. He was the oldest of Gardner and Virginia Phelps' four sons. His brother Dale is an orthopedic surgeon, Larry teaches biology at the University of Wisconsin, and Gary practices ophthalmology. Although Chuck's grandfather Dexter made and dispensed eyeglasses and his father practiced ophthalmology, Chuck did not immediately decide upon ophthalmology. After completing his B.A. and medical degree at The University of Iowa, he pursued a career in internal medicine for two years at the prestigious Boston City Hospital which was directed by Dr. Franz Ingelfinger. Chuck and Dorsey were married in 1964, while they were in Boston. During two years in the United States Air Force Medical Corp, Chuck changed his career goals and returned to Iowa in 1967, intent on doing a residency in ophthalmology under Dr. Alson E. Braley. By the time Chuck arrived in Iowa City and completed a pre-residency fellowship in glaucoma with Dr. Mansour Armaly, who later became chairman at George Washington University, Dr. Frederick C. Blodi was the new chairman.

Chuck completed his residency in 1971. He spent an additional year of fellowship with Dr. Bernard Becker at Washington University in St. Louis before returning for the last time to Iowa to assume the position of Director of the Glaucoma Service.

Within a relatively brief period, Chuck established himself as a leading educator and physician in oph-


thalmology. He was a member of many distinguished specialty societies including the American Glaucoma Society, the International Perimetric Society which he chaired, and the American Ophthalmological Society. He also served as a member of a National Eye Institute Study Section. His curriculum vitae contains nearly 75 publications. Many citations deal with the interpretation of visual field abnormalities and the medical and surgical control of intraocular pressure in patients with glaucoma. Chuck understood that research is an essential ingredient of a strong academic training program, and he set an example to which all physicians in teaching institutions should try to aspire.

After Dr. Blodi announced his retirement, a one and one-half year nationwide search was begun to find a new head. Based on his past performance and background, it was clear that Chuck was preeminently qualified for the job, and he assumed the chairmanship in March 1984, just a few days after his first surgery for cancer. In spite of his personal struggle, Chuck was always realistic, but optimistic, and with the support of his family, particularly his wife Dorsey, his children Christopher, Amy, James, and Jennifer, he worked diligently and unselfishly for the Department and the University.

Chuck was responsible for training many ophthalmology residents and glaucoma specialists. He was an excellent teacher and a loyal friend and colleague. He was a champion of the disadvantaged and the underdog whether he was in Iowa or in Central America, where he and his father worked voluntarily in medical clinics. Chuck died exactly four years ago on September 13, 1985.

I think it is appropriate now, as we reflect on Chuck's life and career, that we name the first recipient of the Charles Phelps Award, Dr. Lee Alward. Dr. Alward is coincidentally Director of the Glaucoma Service. Lee was born in Canada, but grew up in Ohio. He received his AB degree from Kenyon College and his medical degree from Ohio State University. He joined the U.S. Public Health Service in 1977, and later between 1981 and 1983, served as a member of the Center for Disease Control as an Epidemic Intelligence Service Officer in Atlanta, Georgia and Anchorage, Alaska. After completing his residency in ophthalmology at the University of Louisville in Kentucky in 1985, he was chief resident for an additional year. Ironically, Lee planned to do his glaucoma fellowship in Iowa. However, when Chuck felt that he would be unable to devote sufficient time and energy to train a fellow as well as carry on the





**Lee Alward, MD**  
**First Recipient of the Phelps Award**

## Phelps Award (continued)

responsibilities of the chairmanship, he arranged for Lee to work with Dr. Douglas Anderson at the Bascom Palmer Eye Institute. Lee has had an interest in perimetry which was kindled by reading Chuck's publications and working with Doug Anderson. In the coming year, he plans to pursue this interest by comparing standard Goldmann perimetry with automated perimetry in selected patients.

Lee, we know you will make good use of this award, and we are confident that the Charles Phelps Research Award will be a fitting tribute to Chuck's memory and an important resource for nurturing outstanding research in our department. Congratulations Lee, we wish you much success in your academic pursuits.

## Summer Ophthalmology Students

**T**his summer, as last, several medical and pre-medical students gained valuable experience in research methods, computer use, and presentation of research in seminars in the Department under the supervision of faculty and residents.

Working with Dr. Ed Stone in the Molecular Ophthalmology Laboratory were Wayne Lu, a recent graduate of Iowa City High School entering college this fall; Natalie Neill, a junior at the UI; Mark Wolken, an Iowa City native who is a sophomore at Stanford; and UI medical students Jeff Coppinger, Brian Nichols, Mike Raphtis, Sam Rickerl and Chris Scott.

Chris Haupert, who recently graduated from Luther College and will begin medical school next year, has been working with Dr. Randy Kardon in his research on pupil perimetry.

Dwight Kellicut, a student of optometry, has been working with Dr. Colleen Howe in Contact Lens.

# IOWA EYE ASSOCIATION MEETING




**Drs. Melvin Rubin & Alson Braley**

**T**he annual Iowa Eye Association meeting was held at the Holiday Inn-Downtown in Iowa City June 8, 9, and 10.

Dr. Addison W. Brown, 1988-89 President of the Iowa Eye Association, gave a beautiful tribute to two alumni and dear friends who died during the past year: P.J. Leinfelder and Larry Piepergerdes.

Dr. Melvin Rubin, Gainesville, Florida, delivered the 9th Alson E. Braley Lecture, "Clarifying the Blur - A Critical Assessment of Optometry." Guest speakers were Dr. Douglas A. Jabs of Baltimore, Maryland, and Dr. David J. Schanzlin of St. Louis, Missouri.



**Dr. Paul Boeder Toasting Old Friends**

The women's doubles tennis tournament was won by Kazi Alward and Patti Blodi, who received the first Otty Blodi Tennis Trophy. The Frederick C. Blodi tennis trophy was won by Dr. John Graether and Dr. Tim Johnson, a second-year resident. The Alson E. Braley Golf Tournament was won by Dr. Mark McCarthy, a third-year resident.

At the annual business meeting, Dr. Clifford Hendricks of Cedar Rapids assumed his role as president for 1989-1990. Dr. Christopher Blodi was re-elected secretary and program coordinator, Michael Bresnahan was re-elected treasurer, and Dr. John Graether of Marshalltown was elected president-elect for 1990-91.

Dr. Marshall Parks from Washington, D.C., will give the 10th Alson E. Braley Lecture during the next annual meeting scheduled for June 7, 8, and 9, 1990, in Iowa City. The guest speakers will include Paul R. Lichter, MD, from the University of Michigan, Ann Arbor, and Robert C. Drews, MD, from Washington University, St. Louis.



**Graduating Residents: Drs. Loren Barrus, Randy Stout, & Peter Gloor**

# COMING EVENTS

- September 13 Iowa Academy of Ophthalmology - Department of Ophthalmology Faculty
- October 4 Wolfe Lecture: **George O. Waring, III, MD**, Professor  
Cornea/External Disease  
Emory University, Atlanta
- October 31 American Academy of Ophthalmology  
**Iowa Eye Reception**, 6:30-8:30 pm, Hotel Intercontinental, Cabildo Room
- December 6 **Lee M. Jampol, MD**, Professor & Chairman  
Retina-Vitreous  
Northwestern University, Chicago
- January 10, 1990 **Richard L. Lindstrom, MD**, Associate Professor  
Cornea/External Disease  
University of Minnesota, Minneapolis
- February 7 **Allan E. Kolker, MD**, Professor  
Glaucoma, Cataract  
Washington University, St. Louis
- March 7 **Forrest D. Ellis, MD**, Professor  
Pediatric Ophthalmology  
Indiana University, Indianapolis
- April 4 **Robert C. Kersten, MD**, Associate Clinical Professor  
Plastic and Reconstructive Surgery  
University of Cincinnati, Cincinnati
- April 29-May 4 ARVO
- June 7, 8, and 9 **IOWA EYE ASSOCIATION**  
Holiday Inn-Downtown

*Braley Lecture:*

**Marshall M. Parks, MD**, Clinical Professor  
Pediatric Ophthalmology  
George Washington University, Washington, DC

*Guest Speakers:*

**Paul R. Lichter, MD**, Professor and Head  
Glaucoma, Cataract  
University of Michigan, Ann Arbor, Michigan

**Robert C. Drews, MD**, Clinical Professor  
Cataract, General Ophthalmology  
Washington University, St. Louis, Missouri

\*\*\*\*\*

*Corporate Sponsors:*

Alcon Laboratories  
Alcon Surgical  
Allergan-Humphrey  
Hansen Opticians  
IOLAB Corporation

## UPDATE



**W**ith the beginning of a new academic year, there is always a refreshing sense of renewed activity and enthusiasm as another group of residents and fellows joins our ranks. We have 3 new residents. Nine new fellows are beginning one- or two-year subspecialty fellowships, bringing the total to 13 (Cornea - 2, Glaucoma - 1, Neuro-ophthalmology - 1, Ocular Pathology - 1, Oculoplastics - 1, Pediatric Ophthalmology - 2, Vascular Disease - 1, and Retina - 4). Dr. Randy Kardon is the most recent addition to the teaching staff which now numbers 21. As you can imagine, space is at a premium and we are going ahead with plans for further additions and renovations to accommodate our growth and research activities.

The recent announcement of a \$3 million gift by John and Mary Pappajohn from Mason City to The University of Iowa Hospitals and Clinics will cap off a twenty-year capital development program of more than \$300 million. Not a single dollar came from state appropriations. This is in sharp contrast to the situation in Michigan and Ohio where, during the same period, university hospitals received between 35 and 55% of their building funds from the state. The John Pappajohn Pavilion will add 300,000 square feet of new space to the UIHC. In addition to replacing the Psychiatric Hospital, this new building will contain space for Orthopedics (Sports Medicine, Spine and Hand Clinics), and a Cancer Center. Ophthalmology in-patients will also be located in the new facility.

The renovation of the C.S. O'Brien Learning and Resource Center is completed. The department staff now has access to 6 computer modules equipped for word processing, data processing, and reference searches. Thanks to the generosity of many alumni and friends, we are continuing to improve our library collection. Gifts of \$1000 or more will be recognized on a plaque and by printed inscriptions on bookplates that will be placed in new acquisitions. An *ex libris* with your name acknowledges gifts of \$100 or more. I think you will be impressed with and proud of the renovation and use of the C.S. O'Brien Library. It is an invaluable resource and one I hope you will take advantage of as well. Nancy Klingler, our librarian, will be transferring the card catalog to an easily accessible computer file. Call her if she can be of assistance.

*Thomas A. Weingeist*

### Iowa Eye Association, inc.

University Hospitals and Clinics  
Department of Ophthalmology  
Iowa City, Iowa 52242

Nonprofit Organization  
U.S. Postage  
PAID  
Permit No. 68  
Iowa City, Iowa

The Iowa Eye News is published quarterly by the Department of Ophthalmology for friends and alumni of the Department.

Editor: E. Diane Anderson  
Adviser: Thomas A. Weingeist, M.D.  
Photographers: Ed Heffron  
Ray Northway

Please direct comments and inquiries to the editor: 319/356-0453