


# THE IOWA EYE NEWS

DEPARTMENT OF OPHTHALMOLOGY THE UNIVERSITY OF IOWA

## FACULTY NEWS

### Folberg settles in


Bob Folberg started to work on November 1, 1984, and his contributions to morning rounds and to the teaching program have been greeted with enthusiasm by the residents.



Dr. Folberg's Ophthalmic Pathology Lab has a new Fisher Histomatic Tissue Processor up and running. This machine will speed up tissue handling so that when you send in a globe or a biopsy, you may get a tentative answer to your question by telephone within 24 hours of its arrival.


### Jeff Nerad joins the faculty

Jeffrey A. Nerad, M.D., who was a fellow in oculoplastics here in 1984, started as an assistant professor on January 1, 1985. Dr. Nerad did his ophthalmology residency at St. Louis University, then spent three months at Moorfields Eye Hospital in London doing orbital surgery with Mr. John Wright. He was selected in a nationwide competition by Research to Prevent Blindness for the first Wellcome Research Fellowship in Ophthalmology. He will also take over from Dr. Weingeist as chief of the Ophthalmology Service at the Iowa City Veterans Medical Center. The VA clinic has recently acquired a sonometrics in-



strument for measuring axial eye length and will soon get a Humphrey visual field analyzer. The VA service greatly appreciates the recent offer of a phacoemulsifier and would welcome any instruments or equipment which alumni may wish to donate in the cause of better resident training. Last year VA residents placed approximately 100 intraocular lenses.


### Dick Dreyer joins retina faculty



Dr. Dreyer went to medical school at Johns Hopkins and did an ophthalmology residency in Iowa City from 1979 to

1982. He then spent a year with Don Gass at the Bascom Palmer Eye Institute in Miami doing a macula fellowship. He did his retina fellowship in Iowa City and was invited to stay on as an assistant professor starting January 1, 1985.

### Dr. Blodi in Arabia



Dr. Blodi has been starting an eye residency program in the Kingdom of Saudi Arabia. The Saudi plan was to build a quality eye hospital, staff it with foreigners, start a residency program, train Saudi doctors to be good ophthalmologists, and gradually pass the teaching program and the administration of the hospital over to Saudi ophthalmologists. The first group of 14 residents started at the King Khaled Eye Specialist Hospital in October 1984. It is a three-year residency leading to an official certificate. An Arabian board of ophthalmology is being planned. The eye hospital is part of the King Saud University Medical School which is about two miles down the road.

## NEW RESIDENTS Starting January 1985



Although **Randy Brenton** was born in Columbia City, Indiana, June 12, 1958, he grew up in Mason City, Iowa, and attended Iowa State University where he obtained a B.S. in zoology in 1980. In 1983 he received an M.D. degree from The University of Iowa. He has received numerous honors and awards including a College of Medicine Research Scholarship, Phi Eta Sigma, and Phi Beta Kappa. In addition to numerous scholastic achievements, Randy is an accomplished artist. During the past six months, he has been actively involved in clinical research in the Department of Ophthalmology at The University of Iowa.



**David Sutton** was born in Deer Lodge, Montana, June 13, 1957, and received a B.S. degree in molecular biology from the University of Wisconsin in Madison in June 1979. He was a member of Phi Eta Sigma and Phi Beta Kappa. He

received an M.D. degree from Johns Hopkins School of Medicine in May 1983. While in medical school, he worked with Dr. Richard Green and published a paper, "Retrocorneal Smooth Muscle Proliferation on a Rejected Corneal Graft." During a medical school elective, he worked in the Department of Ophthalmology at The University of Iowa where he studied scleral buckles by echography.



**Gregory Thorgaard** was born in Spencer, Iowa, March 29, 1957. He attended Arizona State University in Tempe, Arizona, where he received a B.S. degree in zoology in August 1978. In addition to an excellent academic record he was awarded Phi Kappa Phi, Phi Beta Kappa, and was elected to Alpha Omega Alpha. He received an M.D. degree from The University of Iowa in May 1983. His outside interests include amateur astronomy, entomology, and comic book collecting. He was also the Arizona State University Intramural Sports Trivia Bowl Champion in 1977.

## DR. BLODI IN ARABIA

continued from page 1

All teaching is in English and 180 medical students are graduated each year. One of Dr. Blodi's jobs is to arrange for the rotation of medical students through the eye hospital every four weeks in groups of 20 to 25 students. Dr. Blodi is also responsible for grand rounds every Monday afternoon and for various symposia (e.g., January 28-31 Recent Advances in Ophthalmology with Bruce Spivey, Steve Charles, and Mansour Armaly as guest speakers). As if this weren't enough to do, he still plays tennis almost every day and spends his evenings translating books from German into English.


Dr. Blodi was honored by the German Ophthalmological Society in Frankfurt; he received the Chibret Gold Medal from the Foundation Chibret. Dr. Blodi has also been elected president of the Academia Ophthalmologica Internationalis and this makes him a member of the International Council of Ophthalmology. Dr. Blodi was home for a few days at Christmas time.

## NEW FELLOWS

**Kevin D. Brady** is a Pennsylvanian. He was born in Darby, attended the Friends Central School in Philadelphia, graduated from Lafayette College in Easton, and received his M.D. from Hahnemann Medical College in 1980. He has just completed his residency in ophthalmology at the University of Colorado and will be here for 18 months as a retina-vitreous fellow.

**Paul David Reese** went to Earlham College and received his M.D. from the University of Kentucky in 1971. He was in general practice in a VISTA Clinic in Marianna, Arkansas, for four years. He speaks German well and has visited Mackensen's Clinic in Freiburg several times. He finished his ophthalmology residency here in Iowa City in December 1983, and has been practicing ophthalmology in Muscatine, Iowa, for a year. He is doing a 12-month fellowship in pediatric ophthalmology.

**Daniel S. Rashef** is from Israel. He did his ophthalmology residency at the Hadassah Medical Center in Jerusalem and is here doing a 12-month fellowship in echography.



Bob Kersten and his family in the Arabian desert. Jennifer is really enjoying her year in Saudi Arabia more than this picture might suggest!

## NEW FELLOWS continued

**Adeyinka Ashaye** is from Nigeria. She went to medical school at the University of Ibadan and has one year to go in her ophthalmology residency. Dr. Perkins arranged for her to spend her mandatory year abroad in Iowa City. She has worked in the uveitis, retina, and neuro-ophthalmology clinics and will work this spring with Dr. Kolder and Dr. Judisch before returning home. She is doing uveitis research with Dr. Perkins.

## Visitors in 1984

Dr. **Peter Savino** of the Wills Eye Hospital Neuro-Ophthalmology Unit spoke on "The Office Evaluation of the Patient with Decreased Vision and Normal Fundus" on January 4. Dr. **Creig Hoyt**, director of Pediatric Ophthalmology at the University of California, San Francisco, lectured on "What Animal Models Have Taught Us about Visual Problems in Infancy" on February 1. Dr. **Richard Parish** from the Bascom Palmer Eye Institute, Miami, gave a talk, "5-FU to Prevent Filtering Bleb Failure," on March 7. Dr. **John Chandler** from Seattle, Washington, spoke on "Ophthalmia Neonatorum" on September 5. Dr. **Gary Abrams** from Milwaukee, Wisconsin, lectured on "Changing Concepts in the Management of Proliferative Vitreoretinopathy" on October 3, and on December 5. Dr. **H. Dunbar Hoskins** from the University of California, San Francisco, gave a talk, "Congenital Glaucoma." Other visitors: Dr. **Eric Greve** and Dr. **Caroline Geijssen** from Amsterdam; Dr. **Roy Beck** from Ann Arbor. Dr. **Paul Boeder** was back in September as chipper as ever, to give the residents a week of lectures in optics. (Light still travels from left to right.) Dr. **Bruce Herron** of Jackson, Tennessee, was visiting ophthalmologist for a week in mid September. Dr. **Isidor Spokojny**, entirely deaf and with gradually improving English, was here from March to December. Most of his time was spent in echography. We were amazed and delighted at how well he got along. He was a skillful lip reader and learned to make use of American Sign Language. Dr. **H. Wirt** from Hamburg, Germany, visited the Glaucoma Service for a week in September.

## DEPARTMENT NEWS

The **Vitreoretinal Service** continues to look for a fourth faculty member. **Tom Weingeist** is working with other retina and oncology groups to establish an NEI-funded collaborative study to evaluate the management of ocular malignant melanoma (enucleation vs. irradiation). The **Macular Photocoagulation Study** continues to evaluate the efficacy of red krypton laser photocoagulation therapy for subretinal neovascular membranes within the foveal avascular zone. **Jim Folk** is one of the principal investigators and, with the help of regional physicians, he has continued to recruit more patients than do most of the centers in this nationwide study. Please continue to support this project by sending your patients with macular degeneration of aging and histoplasmosis.

**Richard Dreyer** is a principal investigator of the **Diabetes Control and Complications Trial** which is evaluating the effect of subcutaneous insulin injections vs. pump insulin administration on diabetic retinopathy.

### Orthoptists change

**Jill Thalacker** has moved to Waycross, Georgia. On 12/29/84 she was married to Dr. William Clark III. She will be doing some orthoptics for her husband in the Clark Eye Clinic. Jill will be back in town to run the Midwestern Orthoptic Meeting, May 15-17, 1985.

**Mindy Sargent** and **Carol Ann Flabetich** are now the ranking orthoptists; they are working together to keep Dr. Scott's Pediatric Eye Clinic running smoothly.

**Sohan Hayreh** is recovering from a December appendectomy. **Rick Perrell**, a third-year resident, will be off his feet for three months. He was innocently standing on a ski slope in Keystone, Colorado, when a 220-pound "skier," completely out of control, came rocketing over the rise and carried him away—comminuting his right tibia and fibula.

## Spring Meeting

The annual meeting of the Iowa Eye Association will be held June 6-8. Tom Burton will give the fifth Alson E. Braley Lecture. Guest speakers will include Jules Baum from Tufts New England Medical Center and Walter Stark from the Wilmer Eye Institute, Johns Hopkins.

## New Space for Clinic Expansion

Construction will soon begin on a 3,200-square foot expansion of the Oculoplastics-Pediatrics Clinic area. The new space will include four new examining rooms, an eye movement laboratory, more patient waiting area, and staff offices. Dr. Tse, Dr. Nerad, and their assistants and fellows will move into this area, as will Dr. Scott and the orthoptists.

Plans are also being drawn up for an expansion of the Ophthalmology Clinic into the area currently occupied by Ward C-23. All ophthalmology inpatients will be housed on 2-Tower, with beds left over for some ENT patients. The new clinic area will allow for an expanded and refurbished retina-vitreous clinic, an enlarged ocular vascular disease clinic for Dr. Hayreh, psychophysics and electrophysiology labs, new perimetry rooms, and there will also be some enlargement of the neuro-ophthalmology and glaucoma clinics.

## OBITUARIES

**Dr. Robert A. Weber** of Mitchell, South Dakota, was a resident here from 1926 to 1929 and practiced EENT for 54 years. He was 85 years old.

**Dr. Robert Stump** was a resident from 1940 to 1942. He practiced ophthalmology in Cheyenne, Wyoming, for 24 years and moved to Arizona in 1970. He was 78.

**Dr. Glenn L. Walker** of Laguna Hills, California, went to high school in New London, Iowa, and received his M.D. from The University of Iowa and was a resident here from 1936 to 1940. He practiced ophthalmology in Roanoke, Virginia, from 1940 to 1942 and then spent four years in the army. He joined the faculty of the department in 1946 with an academic interest in diabetic retinopathy. He was acting chairman of the department in 1949-50 during the O'Brien-Braley transition, and then practiced in Burlington, Iowa, for many years. He was 82.

**Dr. Jun-Mao Chang** of Taiwan was a strabismus fellow with Dr. Burian in 1961 and returned to Taipei to set up a Motility Clinic in the Department of Ophthalmology in the School of Medicine of the National Taiwan University. He was 61.

## NEW FELLOWS continued

**Adeyinka Ashaye** is from Nigeria. She went to medical school at the University of Ibadan and has one year to go in her ophthalmology residency. Dr. Perkins arranged for her to spend her mandatory year abroad in Iowa City. She has worked in the uveitis, retina, and neuro-ophthalmology clinics and will work this spring with Dr. Kolder and Dr. Judisch before returning home. She is doing uveitis research with Dr. Perkins.

## Visitors in 1984

Dr. **Peter Savino** of the Wills Eye Hospital Neuro-Ophthalmology Unit spoke on "The Office Evaluation of the Patient with Decreased Vision and Normal Fundus" on January 4. Dr. **Creig Hoyt**, director of Pediatric Ophthalmology at the University of California, San Francisco, lectured on "What Animal Models Have Taught Us about Visual Problems in Infancy" on February 1. Dr. **Richard Parish** from the Bascom Palmer Eye Institute, Miami, gave a talk, "5-FU to Prevent Filtering Bleb Failure," on March 7. Dr. **John Chandler** from Seattle, Washington, spoke on "Ophthalmia Neonatorum" on September 5. Dr. **Gary Abrams** from Milwaukee, Wisconsin, lectured on "Changing Concepts in the Management of Proliferative Vitreoretinopathy" on October 3, and on December 5 Dr. **H. Dunbar Hoskins** from the University of California, San Francisco, gave a talk, "Congenital Glaucoma." Other visitors: Dr. **Eric Greve** and Dr. **Caroline Geijssen** from Amsterdam; Dr. **Roy Beck** from Ann Arbor. Dr. **Paul Boeder** was back in September as chipper as ever, to give the residents a week of lectures in optics. (Light still travels from left to right.) Dr. **Bruce Herron** of Jackson, Tennessee, was visiting ophthalmologist for a week in mid September. Dr. **Isidor Spokojny**, entirely deaf and with gradually improving English, was here from March to December. Most of his time was spent in echography. We were amazed and delighted at how well he got along. He was a skillful lip reader and learned to make use of American Sign Language. Dr. **H. Wirt** from Hamburg, Germany, visited the Glaucoma Service for a week in September.

## DEPARTMENT NEWS

The **Vitreoretinal Service** continues to look for a fourth faculty member. **Tom Weingeist** is working with other retina and oncology groups to establish an NEI-funded collaborative study to evaluate the management of ocular malignant melanoma (enucleation vs. irradiation). The **Macular Photocoagulation Study** continues to evaluate the efficacy of red krypton laser photocoagulation therapy for subretinal neovascular membranes within the foveal avascular zone. **Jim Folk** is one of the principal investigators and, with the help of regional physicians, he has continued to recruit more patients than do most of the centers in this nationwide study. Please continue to support this project by sending your patients with macular degeneration of aging and histoplasmosis.

**Richard Dreyer** is a principal investigator of the **Diabetes Control and Complications Trial** which is evaluating the effect of subcutaneous insulin injections vs. pump insulin administration on diabetic retinopathy.

### Orthoptists change

**Jill Thalacker** has moved to Waycross, Georgia. On 12/29/84 she was married to Dr. William Clark III. She will be doing some orthoptics for her husband in the Clark Eye Clinic. Jill will be back in town to run the Midwestern Orthoptic Meeting, May 15-17, 1985.

**Mindy Sargent** and **Carol Ann Flabetich** are now the ranking orthoptists; they are working together to keep Dr. Scott's Pediatric Eye Clinic running smoothly.

**Sohan Hayreh** is recovering from a December appendectomy. **Rick Perrell**, a third-year resident, will be off his feet for three months. He was innocently standing on a ski slope in Keystone, Colorado, when a 220-pound "skier," completely out of control, came rocketing over the rise and carried him away—comminuting his right tibia and fibula.

## Spring Meeting

The annual meeting of the Iowa Eye Association will be held June 6-8. Tom Burton will give the fifth Alson E. Braley Lecture. Guest speakers will include Jules Baum from Tufts New England Medical Center and Walter Stark from the Wilmer Eye Institute, Johns Hopkins.

## New Space for Clinic Expansion

Construction will soon begin on a 3,200-square foot expansion of the Oculoplastics-Pediatrics Clinic area. The new space will include four new examining rooms, an eye movement laboratory, more patient waiting area, and staff offices. Dr. Tse, Dr. Nerad, and their assistants and fellows will move into this area, as will Dr. Scott and the orthoptists.

Plans are also being drawn up for an expansion of the Ophthalmology Clinic into the area currently occupied by Ward C-23. All ophthalmology inpatients will be housed on 2-Tower, with beds left over for some ENT patients. The new clinic area will allow for an expanded and refurbished retina-vitreous clinic, an enlarged ocular vascular disease clinic for Dr. Hayreh, psychophysics and electrophysiology labs, new perimetry rooms, and there will also be some enlargement of the neuro-ophthalmology and glaucoma clinics.

## OBITUARIES

**Dr. Robert A. Weber** of Mitchell, South Dakota, was a resident here from 1926 to 1929 and practiced EENT for 54 years. He was 85 years old.

**Dr. Robert Stump** was a resident from 1940 to 1942. He practiced ophthalmology in Cheyenne, Wyoming, for 24 years and moved to Arizona in 1970. He was 78.

**Dr. Glenn L. Walker** of Laguna Hills, California, went to high school in New London, Iowa, and received his M.D. from The University of Iowa and was a resident here from 1936 to 1940. He practiced ophthalmology in Roanoke, Virginia, from 1940 to 1942 and then spent four years in the army. He joined the faculty of the department in 1946 with an academic interest in diabetic retinopathy. He was acting chairman of the department in 1949-50 during the O'Brien-Braley transition, and then practiced in Burlington, Iowa, for many years. He was 82.

**Dr. Jun-Mao Chang** of Taiwan was a strabismus fellow with Dr. Burian in 1961 and returned to Taipei to set up a Motility Clinic in the Department of Ophthalmology in the School of Medicine of the National Taiwan University. He was 61.



**THE TRACTOR PICTURE OF THE BLODI FACULTY June 1983** (reprinted by popular request)

*From left to right and top to bottom, Bill Scott (top photo), Rick Anderson (in bucket), Frank Judisch (photo), Andy Packer, Jim Corbett, Tom Weingeist (photo), Jim Folk, Jay Krachmer, Karl Osoinig (photo), Sohan Hayreh, Stan Thompson, David Tse, Paul Montague (elbow on tractor), Joerg Kolder, Terry Perkins (on hay bale), Chuck Phelps (with pitchfork), P. J. Leinfelder, Al Braley, Bob Watzke, Fred Blodi, Mel Chiles.*

## Review of Faculty Activities in 1984

**Dr. Phelps** has published twice with Mike Motolko ("Contrast Sensitivity in Asymmetric Glaucoma," *International Ophthalmology* 7:45-50, and "Secondary Glaucoma," in *Clinical Ophthalmology*, T. Duane (ed.), Harper & Row, pp. 1-23); and three times with Rick Lewis ("Comparison of Field Loss in Primary Open Angle Glaucoma and the Secondary Glaucomas," *Ophthalmologica* 189:41-48, "Trabeculectomy vs. Thermosclerostomy: A 5 Year Follow Up," *Archives of Ophthalmology* 102:533-36, "Medical Therapy of Glaucoma," in *Clinical Ophthalmology*, T. Duane (ed.), Harper & Row, pp. 1-23); and with Lewis, Tse, and Weingeist ("Neovascular Glaucoma After Photoradiation Therapy for Uveal Melanoma," *Archives of Ophthalmology* 102:839-42). In 1981 Dr. Phelps was invited to write a thesis for the American Ophthalmological Society. He chose to write on acuity perimetry and glaucoma. Early in 1984 the thesis was accepted by the AOS, and Dr. Phelps will attend the AOS meeting as a new member in May 1985.

Dr. Phelps was appointed to the Program Advisory Committee of the American Academy of Ophthalmology and was on the program at the Kansas City Glaucoma Course of the University of Missouri, at ARVO, at the Georgia Society of Ophthalmology, at the University of British Columbia Symposium on Automatic Perimetry, and at the International Perimetric Society.

**Dr. David Tse** has published a variety of papers with Kersten and Anderson ("Hematoporphyrin Derivative Photoradiation Therapy in Managing Nevoid Basal Cell Carcinoma Syndrome, A Preliminary Report," *Archives of Ophthalmology* 102:990-94); with Dutton, Weingeist, Hermsen, and Kersten ("Hematoporphyrin Photoradiation Therapy for Intraocular and Orbital Malignant Melanoma," *Archives of Ophthalmology* 102:833-38); with Lewis, Phelps, and Weingeist ("Neovascular Glaucoma following Photoradiation Therapy of Uveal Melanoma," *Archives of Ophthalmology* 102:839-42); with Packer, Gu, and Hayreh ("Hematoporphyrin Photoradiation Therapy for Iris Neovascularization, A Preliminary Report," *Archives of Ophthalmology* 102:1193-97); with Drs. Panje and Anderson ("Cyanoacrylic Adhesive Used to Stop CSF Leaks during Orbital Surgery," *Archives of Ophthalmology* 102:1337-39); with Weinstein, Reese, and Anderson ("Canalicular Cystocele," *Ophthalmologica* 189:64-68); with Dutton, Anderson, Shelper, and Purcell ("Orbital Malignant Melanoma and Oculodermal Melanocytosis: Two Cases and a Review of the Literature," *Ophthalmology* 91:497-507); with Dutton and Anderson ("Combined Surgery in Cryotherapy for Scleral Invasion of Epithelial Malignancy," *Ophthalmic Surgery* 16:289-94); and with Tyachsen, Ossoinig, and Anderson ("Trochleitis with Superior Oblique Myositis," *Ophthalmology* 91:1075-79); and a letter to the AJO—"Silastic Button for Nasolacrimal Intubation," 97:528-29.

Dr. Tse was on the program of The University of Iowa Monthly Radiation Therapy Seminar series and at the American Society of Dermatologic Surgery, at the AAO North Central Regional Update Course, Alto Ophthalmologic Society, University of California at Davis Grand Rounds as a visiting professor, The University of Iowa Family Practice Clinic, Iowa Eye Association Meeting, ARVO, American Society for Laser Medicine and Surgery; and he was a visiting professor at Chang Gung Memorial Hospital in Taiwan, Medical Student Cancer Conference, Oral Surgery Grand Rounds, and at the American Academy of Ophthalmology.

**Dr. Corbett** published a paper with Drs. Digre and Varner ("Pseudotumor Cerebri and Pregnancy," *Neurology* 34:721-29). With Drs. Tippin, Thompson, and others, he presented a poster at the American Academy of Neurology; he presented a poster with Drs. Thompson and Mauer, "Mechanism of Enlargement of the Blindspot in Papilledema," at the International Perimetric Society Meeting; and with Smoker, Price, and others a poster, "Vertebro-basilar Dolicho-ectasia," at the American Society of Neuroradiology for which he received the magna cum laude award.

Dr. Corbett taught courses at the Academy of Neurology and at the Academy of Ophthalmology and was on the program at the Walsh Society, the Rocky Mountain Neuro-Ophthalmology Society, University of Wisconsin Neuro-Ophthalmology Course, and at the Upper Midwest Neuro-Ophthalmology Group in Chicago. He was a visiting professor at St. Louis University and chaired a session on pseudotumor cerebri at the International Neuro-Ophthalmology Society and presented a paper, "Optic Nerve Sheath Decompression and Lumbar Peritoneal Shunt in Pseudotumor Cerebri."

**Dr. Folk** published papers on "Presumed Toxoplasma Papillitis," *Ophthalmology* 91:64-67; on "Diabetic Retinopathy," *State of the Art* 2:1-14; "Systemic Disease on Fundus Examination," *State of the Art* 2:22-30; "Experiments on the Absorption of Argon and Krypton Laser by Blood," *Ophthalmology*; with Dr. Watzke and Dr. Oaks ("Toxocara Canis Infection of the Eye: Correlation of Clinical Observations with Developing Pathology in the Primate Model," *Archives of Ophthalmology* 102:282-92); with Dr. Thompson and Dr. Han ("Visual Function Abnormalities in Central Serous Retinopathy," *Archives of Ophthalmology* 102:1299-1302); with Dr. Watzke and Dr. Packer ("Punctate Inner Choroidopathy," *American Journal of Ophthalmology* 98:572-84); with Dr. Perkins ("Uveitis in Iowa," *Ophthalmologica* 189:36-50); and with Dr. C. Blodi ("Treatment of Macular Hole Retinal Detachments with Intra-vitreous Gas," *American Journal of Ophthalmology* 98:811).

Dr. Folk presented two papers at the Macula Society Meeting, one with Dr. Watzke and the other with Dr. Weingeist. He presented a

paper and a poster at ARVO. Dr. Folk was also a guest lecturer at the University of Nebraska Medical School and the University of Pittsburgh Medical School.

**Dr. Judisch** published a paper with Drs. Rhead and Miller ("Abetalipoproteinemia—Report on an Unusual Patient," *Ophthalmologica* 189:73-79), and one with Vern Hermsen ("Central Areolar Pigment Epithelial Dystrophy," *Ophthalmologica* 189:69-72); and two papers with Stephen Kraft and others ("Orbital Hypotelorism—An Isolated Autosomal Dominant Trait," *Archives of Ophthalmology* 102:995-97, "Megalocornea: A Clinical and Echographic Study of an Autosomal Dominant Pedigree," *Journal of Pediatric Ophthalmology* 21:190-94). Dr. Judisch published a chapter on "Robin Sequence" in the second edition of *Current Ocular Therapy* by Fraunfelder and Roy, Philadelphia, W. B. Saunders.

Dr. Judisch was on the program at the American Association of Pediatric Ophthalmology and Strabismus meeting, at the Iowa Eye Association meeting, and lectured at Broadlawn Medical Center. He continues his work on the editorial board for the *Journal of Pediatric Ophthalmology and Strabismus*.

**Dr. Kolder** published a paper with Paul Boeder ("Neutralization at Infinity in Streak Retinoscopy," *Archives of Ophthalmology* 102:1396-99); and a paper, "Clinical and Physiological Aspects of Light Reception and Perception," in *Applications of Electrodiagnostic Methods in Ophthalmology* in Developments in Ophthalmology Series, 9:29-39, which was derived from an invited lecture at the Schloss Rauisch-Holzhausen Symposium in honor of Professor Eberhard Dodt in March 1983. Dr. Kolder also attended the twenty-second Symposium of the International Society for Clinical Electrophysiology of Vision in Stockholm where he was elected as secretary for the Americas of that organization and will be responsible for putting together the Western Hemisphere ISCEV meeting in Sarasota just before the 1985 ARVO meeting.

**Dr. Krachmer** published with Drs. Dunn and Ching a paper, "New Findings in Posterior Amorphous Corneal Dystrophy," *Archives of Ophthalmology* 102:236-39; with Rob Feder a paper, "Conjunctival Resection for the Treatment of Rheumatoid Corneal Ulceration," *Ophthalmology* 91:111-15; and with Drs. Feder and Belin a paper, "Keratoconus and Related Non-inflammatory Corneal Thinning Disorders," *Survey of Ophthalmology* 28:293-322. He published a discussion, "Radial Keratotomy: An Overview of a Kansas City Study," in *Ophthalmology* 91:477-78; and with Steve Dunn a chapter in Leibowitz's book, *Corneal Disorders*, called "Keratorefractive Surgery," W. B. Saunders.

Dr. Krachmer was on the program at ARVO this year.

**Dr. Scott** published a paper with Jill Thalacker ("Preoperative Prism Adaptation in Acquired Esotropia," *Ophthalmologica* 189:49-53), one with Leslie Lennarson and Jane Portnoy ("Relation of Near Vision to Dis-

tance Vision in Suppression Amblyopia: A Controlled Study," *Proceedings of the V International Orthoptic Congress*), two with Steve Kraft ("Surgery for Congenital Esotropia—An Age Comparison Study," *Journal of Pediatric Ophthalmology* 21:57-68; "Surgical Treatment of Compensatory Head Position in Congenital Nystagmus," *Journal of Pediatric Ophthalmology* 21:85-95), and one with Caroline Hirsch ("Surgical Treatment of Large Angle Congenital Esotropia," *Investigative Ophthalmology and Visual Science* 25 [suppl]:73). He has written a section, "Accommodative Spasm," in the second edition of Fraunfelder and Roy's *Current Ocular Therapy*, p. 408; and with Gary Gitschlag he wrote a chapter called "Surgical Treatment of Torsion: An Objective Assessment," in *Strabismus II*, R. D. Reinecke (ed.), Grune & Stratton, pp. 729-32. Dr. Scott was on the program at The University of Iowa Hawkeye Sports Medicine Symposium in Iowa City and at the annual meeting of the American Association for Pediatric Ophthalmology and Strabismus, an organization of which he is the program secretary. He was on the program at the annual Clinical Conference of the Children's Hospital of Michigan in Detroit, at ARVO, at the Society for Research in Strabismus (Squint Club) at Niagara-on-the-Lake, Ontario, at the Costenbader Alumni Society, at the Washington State Academy of Ophthalmology, at the Stanford University Basic Science Course, and at the Academy of Ophthalmology, North Central Regional Update Course in St. Louis.

**Dr. Ossoinig** has published on "Echographic Detection and Classification of Posterior Hyphemas," in *Ophthalmologica* 189:211, and on "Ultrasonic Diagnosis of Graves' Ophthalmopathy," in the *Eye and Orbit in Thyroid Disease*, Gorman et al. (eds.), Raven Press, New York. Dr. Ossoinig has been honored by the International Society for Ophthalmic Diagnostic Ultrasound (SIDUO). The membership elected him an honored member as a tribute to his long service to the organization and for his pioneering work in standardized echography. Dr. Ossoinig was elected secretary of the group in 1969 and has held office for 15 of the society's 20 years. He was asked to preside at the Tenth Biennial Meeting of SIDUO which has held in Florida in November. He also received an honor award from the American Academy of Ophthalmology and was elected president of the American Society for Ophthalmic Standardized Echography (ASOSE). He was also elected chairman of the Ophthalmology Section in the American Institute of Ultrasound in Medicine (AIUM).

**Dr. Thompson** published a paper ("Light near Dissociation of the Pupil," *Ophthalmologica* 819:21-23); another with Terry Cox ("Clinical Pupillary Signs in Optic Neuritis," in *The Visual System in Demyelinating Disorders*, edited by Neetens, et al.); one with Jim Folk and Dennis Han ("Visual Function Abnormalities in Central Serous Retinopathy," *Archives of Ophthalmology* 102:1299-1302); one with Victor Ionasescu and others ("Late Onset Oculogastrointestinal Muscular Dys-

trophy," *American Journal of Medical Genetics* 18:781-88); one with Paul Babikian ("Arecoline Miosis," *American Journal of Ophthalmology* 98:514-15), and a review of the literature on the pupil, in *Neuro-ophthalmology*, edited by Lessell and van Dalen, volume 3, pp. 277-89.

Dr. Thompson continued his editorial work at the *American Journal of Ophthalmology* and was on the program at the academy's North Central Update Course in St. Louis, at the Nebraska Ophthalmology Society, at the International Neuro-Ophthalmology Society meeting, at the International Perimetric Society, at a neuro-ophthalmology course at the University of Wisconsin in Madison, and at the American Academy of Ophthalmology in Atlanta.

**Dr. Hayreh** published papers on "Retinal Tolerance Time to Acute Ischemia," in *Pathophysiologie des Sehens*, Volker Herzau (ed.), Verlag Stuttgart, and on the "Pathogenesis of Optic Disc Edema," in the same volume; and on "The Sheath of the Optic Nerve," in *Ophthalmologica* 189:54-63, and with Prem Verdi on the "Effects of Pilocarpine, Timolol, Epifrin, and Thymoxamine on Iris Vessels in Rhesus Monkeys," *International Ophthalmology* 7:3-10. He contributed a chapter, "Ischemic Optic Neuropathy," to the second edition of Fraunfelder and Roy's *Current Ocular Therapy*. Dr. Hayreh was on the program at the Sixth International Congress of Eye Research; he was co-author of three papers presented at ARVO; he presented two papers at the Symposium on the Carotid Artery and Eye in Detroit; and he presented papers at the Iowa Eye Association, at the International Perimetric Society, and at the Macular Society.

**Dr. Perkins** published papers, "Cataract: Refractive Error, Diabetes and Morphology," in the *British Journal of Ophthalmology*

68:293-97; with Jim Folk ("Uveitis in London and Iowa," *Ophthalmologica* 189:36-40); and with Chuck Phelps ("Die okulare Pulskurve beim Glaukom ohne Hochdruck," *Klin Mbl. Augenheilk* 184:303-04). Dr. Perkins was on the program at the Sixth International Congress of Eye Research, at the Tenth International Conference on Sarcoidosis, and at ARVO. He served as a member of the Safety Committee of the University Hospitals.

**Dr. Weingeist** published a paper with Drs. Schachat and Fine ("Retinal Hematomas: Ophthalmoscopic and Clinical Findings," *Ophthalmology* 92); with Drs. Lewis and Phelps (Neovascular Glaucoma after Photoradiation Therapy with Hematoporphyrin Derivative," *Arch. Opth.* 102:839-42); with Tse, Dutton, and others ("Hematoporphyrin Photoradiation Therapy for Intraocular and Orbital Malignant Melanoma," *Arch. Opth.* 102:833-38); and with Pavan and McLane ("Diabetic Vitrectomy in Ocular Manifestations of Diabetes," *Int'l. Opth. Clin.* 24:47-60). He discussed a paper at the academy ("Effects of the Nd: YAG Laser on the Primate Retina and Choroid;" with Brown, G.C., Green, W.R., and others, *Ophthalmology* 91:1397-1405).

Dr. Weingeist was on the program at the Retina Society, the Macula Society, the Ophthalmic Photographers' Society, ARVO, and the American Academy of Ophthalmology in Atlanta.

**Paul Montague** has been one of the pillars of the Ophthalmic Photographers' Society for many years, working on the program committee and on the Summer Educational Programs. As the treasurer he worked out a computer-managed mailing list of all members which has helped the society get over its financial hard times. The membership of the OPS has honored Paul Montague by voting him president of their society.

THE UNIVERSITY OF IOWA  
DEPARTMENT OF OPHTHALMOLOGY  
IOWA CITY, IOWA 52242

Nonprofit Organization  
U.S. Postage  
PAID  
Permit No. 45  
Iowa City, Iowa

THE  
**IOWA EYE NEWS**