

March 1993, Series 2 No. 21

NEW FACULTY JOIN DEPARTMENT

Boldt and Spector Appointed



H. Culver Boldt, MD



Robert T. Spector, MD

INSIDE

| | |
|--------------------------|---|
| Department News | |
| Noteworthy Happenings | 2 |
| New Residents | 3 |
| Graduates | 3 |
| O'Brien Library Expands | 4 |
| Faculty Achievements | 5 |
| Update | 5 |
| Alumni Notes | |
| Conversation with Braley | 6 |
| Obituaries | 6 |
| Calendar | 7 |

H. Culver Boldt, MD, has been appointed Assistant Professor of Ophthalmology at The University of Iowa. He is on the staff of the Vitreoretinal Service and will participate in the Collaborative Ocular Melanoma Study. He will also be Scientific Director of the Eye Injury Registry of Iowa and is directing a fellow in echography.

Dr. Boldt received his MD from Northwestern University and (continued on page 2)

Robert T. Spector, MD, has joined the department as Assistant Professor of Ophthalmology and Director of the General Ophthalmology Clinic. Dr. Spector attended medical school at Case Western Reserve University and trained in neurology at Cleveland Metropolitan General Hospital. He then completed his ophthalmology residency at The University of Iowa. He completed fellowships in neuro- (continued on page 2)

DEPARTMENT NEWS

Noteworthy Happenings

Connie Copeland has been appointed supervising nurse of the Vitreoretinal Clinic. She is now responsible for directing the work of the nurses and technicians in that area.

Dr. Martin Mizener (husband of new first-year resident Dr. Jane Bailey Mizener) has joined the General Ophthalmology Clinic as an associate. He recently completed a 3-year residency at the University of Minnesota. He plans

to do a glaucoma fellowship beginning in 1995.

The Eye Injury Registry of Iowa (EIRIA) is now being directed by Culver Boldt, MD. The registry is part of a national registry currently established in approximately 18 states. The purpose of the registry is to gather data which can be used to support legislative changes in safety regulations, influence OSHA regulations, and increase public awareness of eye injury dangers.

Dr. William Mathers is Associate Director and Joan Leyden is Coordinator for the Iowa Registry. The Board of Directors includes Kent W. Baumann, MD, Dubuque; Beth K. Bruening, MD, Sioux City; Louis J. Scallon, MD, Ames; Gregory Thorgaard, MD, Ottumwa; and Drs. Boldt and Mathers.

Boldt

(continued from page 1)
completed his ophthalmology residency at The University of Iowa in 1988. He has completed fellowships in echography (Bascom Palmer Eye Institute), medical retina (Wilmer Ophthalmological Institute), and vitreoretinal surgery (The Eye Institute of the Medical College of Wisconsin). He was previously Assistant Professor of Ophthalmology at Indiana University.

Dr. Boldt's current research involves the development of an animal model (using pigs) to study an-

giogenesis and ocular ischemia. With this research, he hopes to make progress toward the ability to define and treat retinal neovascularization, which is particularly common in patients with diabetes.

On returning to Iowa, Dr. Boldt commented that he enjoyed his time here as a resident and looks forward to the clinical research opportunities and the camaraderie of the department. He particularly enjoys surgery and interaction with patients. He also is stimulated by teaching residents and fellows,

which he says "keeps me on my toes."

In his spare time, Dr. Boldt raises orchids (he is contemplating the addition of a greenhouse to his home), plays racquetball, runs, and dabbles in photography. His wife, Maria Lukas, is an attorney with experience in both corporate and criminal law. She has taught a 2-week trial advocacy course at The University of Iowa since coming to Iowa City, and has not settled on her long-term career plans.

Spector

(continued from page 1)
ophthalmology, pediatric ophthalmology, and cornea at Bascom Palmer Eye Institute, Miami, and in visual evoked potentials at Mt. Sinai Hospital's Department of Neurology in New York. For a brief time, he was a full-time faculty member at the University of Illinois, Chicago, and then served on the clinical faculty of Einstein College of Medicine and of Columbia University, New York, while in private practice in Connecticut.

Teaching is very high on Dr. Spector's list of priorities. He sees

learning as a dynamic process which should never stop. He considers learning the basics of ophthalmology, i.e. refraction (including refractory surgery), of prime importance for residents.

When asked what his favorite part of the job is, Dr. Spector replied without hesitation "patients." He also greatly enjoys teaching, particularly when able to stimulate new thought or spark a new idea.

Dr. Spector's research interests primarily involve the relationship of systemic disease to the eye and/or

brain, and refractive surgery and pharmacology.

Outside the practice of ophthalmology, Dr. Spector most enjoys spending time with his family. His wife, Heidi, is a speech therapist and also has business interests. Their daughter Erica is in fourth grade in Iowa City. Their 15-year-old son Howard, with whom the family is in touch daily, is in private school back east. Dr. Spector enjoys music and theatre and dabbles in golf.


DEPARTMENT NEWS

NEW RESIDENTS - JANUARY '93




Jeremiah (Jerry) Brown, Jr. has a BA in biology from Harvard, an MS in health policy from UC, Berkeley, and completed medical school at the Joint Medical Program of the University of California, San Francisco/UC Berkeley. He recently completed a one-year internship at Hartford Hospital in Connecticut. He has worked as a consultant for the Children's Research Institute of California. His interests include Spanish (he speaks the language proficiently), track and field, tennis, fishing, medical ethics and legal philosophy. He has also played in a professional 5-piece band.

Dr. Brown is married to Kelly Brown, who has a word processing business out of their home. They have one child.



Jane Bailey Mizener born in Minneapolis, received her MD from The University of Minnesota. She then completed an internship at Hennepin County Hospital, Minneapolis, Minnesota. She has a BA in anthropology from Notre Dame. While at the University of Minnesota, Dr. Mizener was founder and director of the University of Minnesota organization Doctors Ought to Care, which trains medical student volunteers to talk with groups of adolescents about important issues such as sexuality, decision-making, alcohol and drugs, etc. She enjoys teaching. Her other interests include tennis, jogging, ice skating, sailing, biking, and hiking.

Dr. Mizener is married to Martin Mizener, MD, who trained in ophthalmology at The University of Minnesota, and is now working in the General Clinic at the UI.



Brett W. Rhode was born and raised in Madison, Wisconsin. He recently completed his one-year internship at The University of Wisconsin, Madison, where he also received his BS in biochemistry and his MD. During his undergraduate studies, Dr. Rhode studied the genetics of retroviruses using recombinant DNA techniques at the McArdle Cancer Institute under Nobel laureate Dr. Howard M. Temin. His research was published in the *Journal of Virology*. His outside interests include weight lifting, tennis, and rugby.

Dr. Rhode is married to Kara Rhode. She has a performance degree in viola and has been playing in the Madison Symphony.

RESIDENTS AND FELLOWS GRADUATE

Three residents and 2 fellows graduated at the end of December 1992. Their positions after graduation are as follows.

Susan Malinowski, MD (resident) - Six-month locum tenens in Illinois before beginning vitreoretinal fellowship at The Eye Institute, Milwaukee, Wisconsin.

Paul Schultz, MD (resident): Private Practice, Medford, Oregon.

Sarah Stair, MD (resident) - Fellowship in Pediatric Ophthalmology, The University of Iowa.


Dorothy Bautista, MD: (Pediatric Ophthalmology fellow) 6-month Echography Fellowship, The

University of Iowa, before returning to her home in Alberta, Canada.

Arlene Drack, MD: (Molecular Ophthalmology fellow) Assistant Professor of Ophthalmology, Emory University, Atlanta, Georgia.

DEPARTMENT NEWS

O'Brien Library Expands Services



Trish Duffel, Librarian

Twenty years ago this year, the C.S. O'Brien Library was dedicated in honor of the founder and first head (Dr. O'Brien was head from 1925 until his retirement in 1949) of the Department of Ophthalmology at The University of Iowa. Since the dedication of the library November 14, 1973, there have been 3 librarians: Patricia Burmeister (1973-74), Nancy Klingler (1974-91), and current librarian Patricia "Trish" Duffel (1991-present). With the advent of computer technology and the resultant information explosion, the library has changed considerably from its original quiet atmosphere as a place to locate written information and read books and journals.

Current librarian Trish Duffel has an MA in Library and Information Science from The University of Iowa and a BS in Pharmacy from the University of Texas at Austin. She has greatly increased the services available to users over the past 2 years and has turned the library into a true learning resource center. On-line computer database searching is now available and Medline searches have increased to 50-60 per month. A student employee is now available 10 hours/week to track down articles not available in the O'Brien Library from the Hardin Health Sciences Library. Instructional slide sets are being collected in one location. A database of faculty publications is being developed. In depth reference searches are now possible, e.g., statistics on uninsured Iowans or drug information searches. Book purchases are now coordinated to assure lower prices and avoid duplication. A journal exchange is now in place to avoid purchase of duplicates within the department. The librarian is a member of the Association of Vision Science Librarians which encompasses optometry and ophthalmology libraries and allows interlibrary

loans. Duffel has begun to catalog the rare and brittle book collection comprised of 200-250 books. *Current Contents* is now available on computer diskette. The Computer Aided Instruction Programs (Ocular Pathology and General Ophthalmology) are now located in the library. Limited training and support of computer programs (word processing, spreadsheets, on-line searching) on the library computers (both Macintoshes and IBM clones) is available, as well as training on BRS/Colleague (on-line vendor for Medline and other databases). The catalog (OASIS) for the entire University libraries is accessible on computers in the O'Brien Library.

Although library services have been greatly improved, the current budget crunch has caused some drawbacks. Subscriptions have been reduced because of exorbitant subscription rates and budgetary constraints. To afford subscriptions to important journals and thus assure the free flow of scientific information, fewer books are purchased. In addition, due to lack of office space, 3 library carrels are now being used as offices.

Duffel is eagerly making plans for the move to the new Eye Institute sometime in 1995. She anticipates making the collection and the space still more efficient and continuing to improve the services of the O'Brien Library — already an invaluable learning and resource center for residents, fellows, faculty and staff.

Donations to the O'Brien Resource and Learning Center are always welcome and greatly appreciated. Donors of books will be recognized by an *ex libris* with their name inside the donated book(s). Contributions payable to the Department of Ophthalmology may be mailed to:

Thomas A. Weingeist, MD, PhD
Department of Ophthalmology
The University of Iowa Hospitals and Clinics
200 Hawkins Drive
Iowa City, IA 52242-1091

FACULTY ACHIEVEMENTS

RPB Funding Generous

Dr. Sohan Hayreh, Professor and Director of the Vascular Disease Service, has been awarded a \$50,000 Senior Scientific Investigator Award by Research to Prevent Blindness. In addition, a \$50,000 unrestricted research grant, as well as a supplement of \$25,000, has been presented to the department by RPB.

Kimura Appointed

Dr. Alan Kimura, Assistant Professor, has been appointed State Coordinator of the American Academy of Ophthalmology Diabetes 2000 Program for the state of Iowa.

Mathers Receives NIH Grant

Dr. William Mathers, Assistant Professor and Director of the Cornea/External Disease Service, has been granted \$446,621 by the NIH, to study meibomian gland dysfunction in chronic blepharitis.

Munden Given Funding

Paul Munden, MD, Assistant Professor on the Glaucoma Service, has received a \$5000 grant from the College of Medicine. The title of Dr. Munden's study is

"The effects of mifepristone on corticosteroid-induced cataracts in the rabbit."

Pulido Appointed at Milwaukee

Jose Pulido, MD, has been appointed Associate Professor of Ophthalmology at the Medical College of Wisconsin in Milwaukee. Dr. Pulido had been Assistant Professor on the Vitreoretinal Service at Iowa since 1987. His wife, Colleen Howe, OD, who had also been on the staff in the Contact Lens and Low Vision Clinics, has joined him in Milwaukee.

Weingeist Elected

Dr. Thomas Weingeist has been elected to fill a one-year unexpired term as Secretary for Continuing Education on the Board of Trustees of the American Academy of Ophthalmology. Programs under the Continuing Education Secretary include Recredentialing, Practicing Ophthalmologist Advisory Committee on Education (POACE), Monographs, Regional Updates/Summer Institutes/Skills Transfer, Focal Points, Continuing Ophthalmology Video Education (COVE), Self-Assessment (*ProVision*), and New Technology.

UPDATE

MVP - Most Valuable Player

The American Academy of Ophthalmology proclaims us leaders of the eye care team. Our specialty training distinguishes us from other physicians and from optometrists. The education we receive during medical school, internship, residency, and fellowship training enables us to pursue a rewarding and fulfilling career through life-long education in ophthalmology.

How do we go about maintaining and enhancing our clinical and surgical skills? In the present environment of managed care, HMOs, PPOs, capitation and other health care plans, many physicians are understandably more concerned about their financial survival than being up-to-date with current medical practice. In spite of time limitations and the explosion of new information, a recent academy poll revealed ophthalmologists spend a considerable amount of time in continuing education.

By the time our first-year residents complete their training, will they have sufficient time to keep up with all the programs for continuing education? Recertification by the American Board will be required of all ophthalmologists.

How can someone who completed training 5 or 20 years ago maintain and enhance their skills? The Academy Self-Assessment Program, *ProVision* (Preferred Responses in Ophthalmology), released this fall, is the first attempt to provide ophthalmologists with

a self-directed means of continuing their education, but it is only a start. Future programs are likely to give us new technology which will enable physicians to gain information and hone their skills without leaving their office or home, but for the time being, there is no substitute for hands-on experience.

Take the lead. In the coming months, the Department of Ophthalmology will offer to a limited number of physicians a new and exciting program for ophthalmologists who are interested in sharpening their skills and sharing their expertise with our faculty and staff. We expect to learn from each other.

Join our MVP program. Sign up and spend 3-5 days in an area of your choosing in the Department of Ophthalmology with one or more of the faculty. Gain CME credits through interactions with the faculty and staff in the clinic and the surgical suite. The C.S. O'Brien Resource and Learning Center will be at your disposal with its new computer technology and many books. Hands-on programs will be available in all allied ophthalmic services.

Dr. Lee Alward will direct and coordinate the Medical Visiting Practitioner's program. As our MVP, you will be accorded all the benefits of our program. In the future, we anticipate the program will be enhanced by computer link-ups. Further details will be available in the near future.

Thomas A. Weingeist

ALUMNI NOTES

A Conversation with Dr. Braley

Now 87 years old, Dr. Alson Braley, Professor and Head of the department from 1950-1967, still retains his active mind and a wonderful eagerness to talk about his past and current interests. During a recent telephone interview, he spoke proudly of his tenure at the UI, particularly of the outstanding faculty he was able to recruit - Paul Boeder, Robert Watzke, Frederick Blodi, and Herman Burian. He noted that the department grew from 3 faculty to approximately its current size of 22 while he was head. Dr. Braley also acknowledged his fine record of achievements in bringing the Iowa program to national prominence in care, teaching and research. He founded the Lions Eye Bank and the Iowa Network of amateur radio operators to help locate and direct donor eyes, and he trained more than 100 ophthalmologists, many of whom now head eye departments at medical centers around the U.S. He credits much of his success at increasing the size and scope of the department to his ability to obtain NIH grants and private donations.

Dr. Braley also reminisced about his early days in ophthalmology as a researcher in Arizona working with Dr. Phil Thygeson on trachoma among native Americans. His account of attempting to inject the trachoma virus into a tiny body louse by giving the louse an enema (with the use of a microscope, of course), though not written up in any scientific journals, does bear repeating. "Well, that was a flop," he concluded, putting a blunt but cogent end to his account of trying to determine if trachoma was transmitted via body lice. His story about the great baboon escape in Detroit brought to mind pictures of firemen running around chasing baboons, a la Keystone Cops! The



baboons were also being used in research on trachoma. Unfortunately, the facilities in Detroit were less than adequate to contain the strong and clever animals. Columbia University, where Dr. Braley next ventured, was better equipped to care for the valuable research animals.

Since retiring, Dr. Braley has taught himself much about computers, and is now using his third one after having built the IBM clone from a kit himself. He uses the computer primarily for writing letters, but has also written an extensive history of his family for his children. The history is based mainly on stories told by his Vermont-born grandfather, who participated as a Yankee soldier in Sherman's "March to the Sea" during the Civil War. After the war, he homesteaded in Kellogg, Iowa.

Dr. Braley still talks with many friends around the country on his ham radio. Although the Iowa Network of radio operators is little used now because of advances in communication technology such as FAX machines, the network assisted in obtaining over 11,000 eyes during the 30 years since Dr. Braley started it.

If you wish to correspond with Dr. Braley, he is at home: Windpoint Point, 1500 First Ave. North, Coralville, IA 52241. If you are a ham radio operator, you can reach him at WOGET.

Obituaries

Dr. James H. Allen, former UI Department of Ophthalmology resident (1934-37) and faculty member (1937-49), died December 24, 1992, in St. Petersburg, Florida. Dr. Allen was born January 31, 1906, in Chattanooga, Tennessee.

Dr. Allen, known to his many friends as Jimmy, attended medical school at the University of Michigan. During his tenure at The University of Iowa, he researched diabetic retinopathy in children, which had not previously been recognized. Working with Lee Allen (no relation), he pioneered the use of gonioscopy. Granted a leave of absence from the UI, he served in the U.S. Air Force during World War II. He took a position as Professor of Ophthalmology at Tulane University College of Medicine in 1950, where he remained until his retirement several years ago.

At the last annual meeting of the American Academy of Ophthalmology in November 1992, Dr. Allen was presented with the Academy's first Humanitarian Award for his 25 years of volunteer work at the U.S. Public Health Service Hospital in Carville, Louisiana, with Hansen's disease patients.

Dr. Allen is survived by his wife Ruth Sanford Allen, and 3 children: Mary Helen Allen, George Sanford Allen, and John Robert Allen. Memorial contributions may be directed to "The James H. Allen Research Fund," Department of Ophthalmology, Tulane University Medical School, New Orleans, LA 70119.

Dr. John F. Connole, who completed his residency in ophthalmology at The University of Iowa in 1948, died this past fall. Dr. Connole was retired in Hollidaysburg, Pennsylvania, at the time of his death.

CALENDAR OF EVENTS 1993

Clinical Conferences & Professional Meetings

- February 5 **Kenneth J. Hoffer, MD, Jules Stein Eye Institute**
- March 5 **Dwight Cavanagh, MD, PhD, University of Texas Southwestern Medical Center, Dallas**
- April 2 **Robert Ritch, MD, New York Eye & Ear Infirmary**
- June 3, 4, & 5 **Iowa Eye Association Meeting, Holiday Inn - Downtown, Iowa City, Iowa**
Braley Lecture:
Morton E. Smith, MD,
Associate Dean, Professor of Ophthalmology and Pathology
Washington University, St. Louis, Missouri
- Guest Speaker:*
Michael R. Deitz, MD
Associate Clinical Professor of Ophthalmology
University of Missouri - Kansas City, Missouri

Programs with registration forms will be sent out in late March. Reservations can be made by calling the Holiday Inn (319-337-4058).

Clinical Conference Corporate Sponsors

| | |
|--|----------------------------------|
| Alcon Laboratories, Inc. | Ioptex Research, Inc. |
| Hansen Ophthalmic Development Laboratory | Kabi Pharmacia Ophthalmics, Inc. |
| Humphrey Instruments, Inc. | Storz Ophthalmics, Inc. |
| Iolab Corporation | Twin City Optical Co., Inc. |

NEWS OR COMMENTS?

We welcome news of interest to your colleagues and old friends, as well as comments on our newsletter.

Name: _____

Address: _____

_____ Telephone: _____

News or Comment: _____

Please return to:

Diane Anderson, Editor, Iowa Eye
Department of Ophthalmology
The University of Iowa Hospitals and Clinics
200 Hawkins Drive
Iowa City, Iowa 52242-1091

Telephone: 319/356-0453

FAX 319/356-0363



Iowa Eye Association, inc.

Department of Ophthalmology
University of Iowa Hospitals and Clinics
200 Hawkins Drive
Iowa City, Iowa 52242-1091

Nonprofit Organization
U.S. Postage
PAID
Permit No. 68
Iowa City, Iowa

The *Iowa Eye* is published 2-3 times yearly by the Department of Ophthalmology for friends and alumni of the department.

Editor: E. Diane Anderson
Adviser: Thomas A. Weingeist, MD, PhD

Photos by Ophthalmology Staff Photographers

Please direct comments and inquiries to the editor: 319/356-0453 FAX 319/356-0363.

