


September 1993, Series 2 No. 22

CARTER & NERAD PROMOTED



**Jeffrey A. Nerad, MD &
Keith D. Carter, MD**

Dr. Jeffrey Nerad was promoted to Professor and Dr. Keith Carter to Associate Professor of Ophthalmology in July.

Dr. Nerad joined the faculty in 1985. He is Director of the Oculoplastic, Orbital and Oncology Service at the UIHC and a staff member at the Veterans Administration Medical Center in Iowa City.

Dr. Nerad received his MD from St. Louis University School of Medicine and his BA from UCLA. He trained in ophthalmology at St. Louis University Bethesda Eye Institute, St. Louis, Missouri. He

completed an oculoplastic, orbital, lacrimal preceptorship at Moorfields Eye Hospital in London, England, as well as an oculoplastic, orbital surgery fellowship at The University of Iowa.

A recipient of an American Academy of Ophthalmology Honor Award in 1991, Dr. Nerad is also a member of the American College of Surgeons, the American Society of Ophthalmic Plastic and Reconstructive Surgeons, the European Society of Ophthalmic Plas-

tic and Reconstructive Surgeons, the international Orbital Society, and the Medical Advisory Board of the American Society of Ocularists. He serves as course chairman for the American Academy of Ophthalmology Basic Clinical Science Course "Orbit, Eyelids and Lacrimal System." He is secretary for the Iowa Academy of Ophthalmology and for the Iowa Eye Association.

Dr. Nerad has special interests in orbital tumors, anophthalmic socket and craniofacial reconstruction. He frequently speaks at meetings throughout the U.S. and has lec-

tured in several foreign countries as well.

Dr. Nerad is married to Pam Terrill, RN, MS, Family Nurse Practitioner. She works as a research nurse coordinator in the Department of Preventive Medicine.. They have 2 daughters, Kristen, age 8, and Elizabeth, age 5.

Dr. Carter has been a faculty member on the Oculoplastic, Orbital, and Oncology Service since 1988. He completed a fellowship on that same service after training in ophthalmology at the University of Michigan W.K. Kellogg Eye Center in Ann Arbor, Michigan. He received his MD from Indiana University in Indianapolis, and his BS from Purdue University, West Lafayette, Indiana.

(continued on page 5)

INSIDE

Education Resources Group	2
New Faculty	3
Faculty Achievements	4
Graduates	4
New Residents & Fellows	5
Department Reaches Out	8
Alumni	9
Update	10
Calendar	11
Awards	12
Iowa Eye Officers	12

EDUCATIONAL RESOURCES GROUP


FOLBERG'S GROUP ON CUTTING EDGE

In a small office in the Westlawn building near University Hospitals, a little-known group of hard-working computer programmers, instructional designers, and graphic artists is developing interactive educational programs on compact discs. This technology promises easily accessible, relatively inexpensive, and convenient ways for ophthalmologists and others to learn the basics and to stay on top of new developments in their respective fields.

The Ophthalmology Educational Resources Group (ERG), headed by Robert Folberg, MD, Frederick C. Blodi Professor of Ocular Pathology, was established in 1987, when The University of Iowa accepted an invitation to join the Health Care Interactive Videodisc Consortium sponsored by IBM. As part of the consortium, the ERG produced two new programs: *Basic Ophthalmology*, authored by Dr. Thomas A. Farrell, and *Pathology of the Eye*, authored by Dr. Folberg. *Basic Ophthalmology* was designed to provide core ophthalmic education to medical students, non-ophthalmic physicians (especially family practitioners and internists) and paramedical personnel, e.g., nurses and physician assistants. *Pathology of the Eye* is a complete basic science course in ophthalmic pathology targeting ophthalmology residents and providing continuing education for practicing ophthalmologists.

Such programs allow users to learn at their own rate and to test their own level of proficiency. These programs include actual animations of physiological processes as well as high quality still im-

ages accompanied by text. In addition, users can go backward and forward in the programs with ease, speed, and accuracy, and can pinpoint areas of particular interest with the click of a button. Such educational programming is defined as interactive multimedia instruction. It is interactive because the user must interact with the program to learn. It is multimedia because it uses several different methods of transmitting data: text, audio, still photographs, static



Left to Right: Robert Christiansen, Bill Easton, Chris Lawrence, and Jeanne Thompson. (Missing: Michael Bertschy)

graphics, animations, and video clips.

The Educational Resources Group (ERG) currently consists of Dr. Folberg as director; Robert Christiansen, PhD, manager and programmer; Michael Bertschy, MA, instructional designer; and Jeanne Thompson, BGS, graphic artist. Additionally, numerous undergraduate and graduate students work with the group. Students add to the productivity and creativity of the group and, in return, often use their work to begin a career in the rapidly developing multimedia industry.

The ERG is primarily concerned with developing interactive video programming for different platforms to be used in the educa-

tion of residents and continuing medical education. The ERG has moved from developing programs for laser-based videodisc systems to compact disc programs because videodisc technology is no longer state-of-the-art and videodisc delivery systems can be expensive. The ERG will soon complete an expanded version of *Basic Ophthalmology* which uses a Macintosh computer and a CD-ROM player.


The most advanced platform currently used by the group is compact disc-interactive or CD-I. CD-I discs look like common audio discs, but contain digital video and audio with the program logic. Unlike CD-ROM, CD-I discs do not require a computer. Rather, a CD-I disc requires only a CD-I player, which looks much like a VCR, and a monitor such as a TV. The user interacts with a CD-I program using a hand-held remote control device; there is no need or use for a keyboard. In 1991, the ERG produced the first CD-I

demonstration program in medical education. Since then, the ERG has designed and produced several commercial CD-I titles. In the works is an innovative CD-I demonstration program based on the *ProVision* self-assessment program recently published by the American Academy of Ophthalmology.

For more detailed information about this exciting new educational medium of compact disc-based interactive multimedia, readers can consult an article in the June 1993 issue of *Ophthalmology* entitled "Interactive Videodisc and Compact Disc-Interactive for Ophthalmic Basic Science and Continuing Medical Education," authored by Folberg et al.

DEPARTMENT NEWS

Reddy and Sutphin Join Faculty




Chittaranjan Reddy, MD

Dr. Chittaranjan V. Reddy was appointed Assistant Professor of Ophthalmology in Vitreoretinal Diseases and Surgery in July 1993. Dr. Reddy recently completed a 2-year retina fellowship here. Previously, he received his BS in Biochemistry from Washington State University, Pullman, Washington and his MD from Northwestern University-McGaw Medical Center in Evanston, Illinois. He completed a transitional internship at Northwestern and then trained in ophthalmology at Massachusetts Eye and Ear Infirmary, Boston, Massachusetts. He has also been a research fellow and scientific associate at the Eye Research Institute in Boston.

Dr. Reddy's clinical interests include surgery for macular holes and sub-retinal pathology. He will soon be heading the Department of Ophthalmology participation in an FDA-approved study of a medication which may inhibit cataract formation following vitrectomy.

Dr. Reddy, now a U.S. citizen, was born in Hyderabad, India. He is married to Archita Reddy, who is an accountant by profession, but is currently working as a full-time mom to their 2 boys, age 4 and 3 years.



John Sutphin, Jr., MD

Dr. John E. Sutphin, Jr., was appointed Associate Professor of Ophthalmology on the Cornea Service as of August 1993. Dr. Sutphin retired on June 30, 1993, from the U.S. Navy after receiving the Legion of Merit Medal. He was Chair of the Department of Ophthalmology and Director of the Corneal Service at the Naval Hospital, San Diego, California. He was also Clinical Assistant Professor of Surgery at the Uniformed Services University of Health Sciences in Bethesda, Maryland, and Assistant Clinical Professor of Ophthalmology at the University of California-San Diego. Currently, Dr. Sutphin is serving on the National Advisory Eye Council of the National Eye Institute, National Institutes of Health.

Dr. Sutphin received his MD degree from Vanderbilt University, Nashville, Tennessee, and completed an internship and ophthalmology residency at Naval Regional Medical Center, San Diego, followed by a fellowship in anterior segment surgery and in cornea and external diseases at Cullen Eye Institute, Baylor College of Medicine, Houston. He graduated *magna cum laude* with a BS in mathematics from Millsaps College, Jackson, Mississippi.

Dr. Sutphin has diverse clinical interests: infectious disease of the cornea, and cataract, anterior segment, and refractory surgery. He also has been very active in and remains very interested in teaching. He will be principal investigator at Iowa in the multi-site clinical Bacterial Keratitis Study sponsored by Allergan.

Dr. Sutphin is married to Emily Mitchell Sutphin, who is a full-time mom and a professional volunteer who has devoted many hours to the Red Cross and to her children's schools. The Sutphins have 3 children - Amanda, a student at Millsaps College; Rhett, a 9th grader; and Grant, a 6th grader.

DEPARTMENT NEWS

FACULTY ACHIEVEMENTS

Wallace L.M. "Lee" Alward, MD, is now serving on the Scientific Advisory Board for The Glaucoma Foundation, a national organization based in New York City.

Thomas A. Farrell, MD, has been appointed Assistant Professor in the Department of Ophthalmology at The University of Wisconsin, Madison, Wisconsin. Dr. Farrell and his wife, Anne, moved to Madison in June.

Randy Kardon, MD, has been awarded a 5-year \$278,900 grant from Veterans Administration for a project "Using the Pupillary Light Reflex to Measure Visual Dysfunction." He also received \$65,000 from Zeis-Humphrey to develop instrumentation for pupil perimetry in a clinical setting.

Edwin Stone, MD, PhD, has been selected as a Research to Prevent Blindness Dolly Green Scholar. He will receive a grant of \$75,000 to support his research in the molecular genetics of various ocular diseases such as macular degeneration, Leber's hereditary optic neuropathy, and retinitis pigmentosa. Dr. Stone is Assistant Professor of Ophthalmology and Director of the Molecular Ophthalmology Laboratory, which he started during his residency training. He received his MD and a PhD in cell biology from Baylor University.

Thomas A. Weingeist, MD, PhD, has been appointed to the Glaucoma 2001sm National Coordinating Committee through December 1993. Glaucoma 2001sm

is a program of the American Academy of Ophthalmology. The program's goal is to reduce the risk of blindness and sight deterioration that occurs with glaucoma.

U.S News and World Report has once again recognized The University of Iowa Department of Ophthalmology as one of the 10 best in the nation. In a letter of congratulations Dr. John Staley, UIHC Interim Director, stated "The accolades received by Ophthalmology are a source of honor and pride to the UIHC, and we wish you and your entire staff continued success in the years ahead."

RESIDENTS AND FELLOWS GRADUATE

Three residents and 7 fellows graduated at the end of June 1993. Among the graduating residents **Dr. David Brown and Dr. Christina Johnson** are remaining in the department to pursue fellowship training, Dr. Brown in Retina, and Dr. Johnson in Pediatric Ophthalmology. The plans of other graduates are as follows:

Residents:

Dr. Angie Bratton: General Ophthalmology, private practice, in New Mexico beginning August 2, 1993.

Fellows:

Dr. Donna Bautista (Peds & Echography): Assistant Professor in Pediatric Ophthalmology and Strabismus, Queen's University, Kingston, Ontario, Canada beginning August 1, 1993.

Dr. John Campagna (Glaucoma): Director of Glaucoma Service, Brooke Army Medical Center, Fort Sam Houston, Texas beginning July 16, 1993.

Dr. Richard Feist (Retina): Assistant Professor of Ophthalmology at The University of Alabama beginning July 1993.

Dr. Bill Haynes (Glaucoma): Asheville Eye Medical & Surgical Associates, Asheville, North Carolina beginning July 1993.


Dr. Aditya Mishra (Neuro-ophthalmology): Neuro-ophthalmology fellowship at the University of Utah, Salt Lake City.

Dr. David Wheeler (Pediatric Ophthalmology): One year appointment as Assistant Professor in Pediatric Ophthalmology at King Khaled Eye Specialist Hospital, Riyadh, Saudi Arabia beginning August 19, 1993. After one year, will join group practice in Anchorage, Alaska, with wife, Kimberley Beaudet, COMT, CO.

Dr. Chittaranjan Reddy (Retina): Assistant Professor of Ophthalmology, University of Iowa, beginning July 1993.

DEPARTMENT NEWS

NEW RESIDENTS - JULY '93



Diane E. Boone

Education and Experience:


BA - Biology and Communications, Trinity University, San Antonio, Texas; also studied at Kings College in London, England.

Worked as assistant/intern with Tim Johnson, MD, medical correspondent for ABC News and as assistant editor and medical feature writer for the University of Texas Southwestern Medical Center in Dallas; Interned with a medical reporter for a San Antonio TV station.

MD -The University of Texas Health Sciences Center, San Antonio.

Internship -Internal Medicine, The University of Iowa Hospitals and Clinics.

Personal: Married, enjoys travel, photography, dance, gymnastics, bicycling, water sports, gourmet food, and community theater.



Allen M. Grey


Education and Experience:

BSc - Chemical and petroleum refining engineering, Colorado School of Mines, Golden, Colorado after studying math at Colorado College, Colorado Springs.

Worked as a research assistant at the National Oceanic and Atmospheric Agency, as a live-in supervisor at Colorado School for the Deaf and Blind, and as a process engineering specialist in Odessa, Texas, and in Salt Lake City, Utah. *MD* - The University of Utah, Salt Lake City.

Internship - The University of Utah.

Personal: Married, 3 children. Enjoys running, computers, fishing, and camping with his family.



William F. Keeling

Education and Experience:

BS - Biology, Wabash College, Crawfordsville, Indiana.

MD, PhD in Physiology -Indiana University, Indianapolis.

Associate instructor in anatomy, physiology, and human physiology, Indiana University.

Internship - St. Vincent's Hospital, Indianapolis.

Personal: Speaks German, lived in Germany while participating in the Indiana University Honors Program; licensed pilot, enjoys flying as well as cross country bicycling, wood craft, and fishing.

Carter Promoted

(continued from page 1)

Dr. Carter serves on the Public Liaison Committee and the Self-Assessment Committee of the American Academy of Ophthalmology. He is also a member of the American College of Surgeons, the American Academy of Facial Plastic and Reconstructive Surgery, American Medical Association, the Association of University Professors

of Ophthalmology, the Association for Research in Vision and Ophthalmology, the Iowa Eye Association, and the Iowa State Medical Society. Dr. Carter is Director of the University of Iowa Hospitals and Clinics Ophthalmology Resident Education Program. He is currently involved in a project studying the predictive factors for reconstruction of eyelid defects after Mohs' surgery. His other research interests include Graves' eye disease, orbital inflam-


matory disease, and anophthalmic socket reconstruction.

Dr. Carter is married to Cheryl Carter, RN, BSN, BS (Health Sciences), who works as a nurse/epidemiologist in the UI Department of Internal Medicine/Epidemiology. They have 2 children, Evan, age 5, and Erin, age 2. Outside the hospital, Dr. Carter particularly enjoys time with his family, travel, and golf.

DEPARTMENT NEWS

NEW FELLOWS - JULY '93

CORNEA



Karen Winchester

Education and Experience:

BA - Russian and Philosophy, Amherst College, Amherst, Massachusetts.


MD - University of Pennsylvania, Philadelphia.

Internship - Internal Medicine, New York Hospital.

Residency - Illinois Eye and Ear Infirmary, Chicago.

Personal: Speaks Russian fluently, lived in Moscow for 1 1/2 years. Worked as translator and taught English to Russian emigres. Enjoys hiking, running, cross-country skiing, flute, art history, literature, and photography.

GLAUCOMA



S. Douglas Owens

Education and Experience:

BA - Chemistry, Huntingdon College, Montgomery, Alabama.

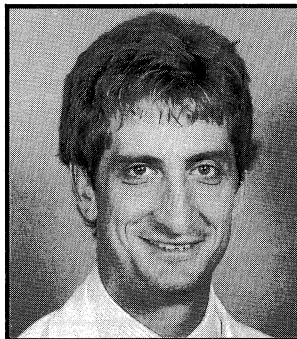
MD - University of Alabama at Birmingham.

Internship - The Baptist Hospitals, Birmingham, Alabama.

Residency - Eye Foundation Hospital, University of Alabama at Birmingham.

Personal: Married to Bellinda Guy Owens, 2 children.

NEURO-OPHTHALMOLOGY



Sean P. Donohue

Education and Experience:

BS - Mathematics and Biology, University of Dayton, Ohio.


MD - Emory University School of Medicine.

PhD - Anatomy and Cell Biology, Emory University.

Internship - Mercy Hospital of Pittsburgh.

Residency - Eye and Ear Institute, University of Pittsburgh.

Personal: Born and raised in Wisconsin. Married to Janet Loch-Donohue, MD, 1 child. Enjoys bicycling - racing and long distance touring.



William N. White, II

Education and Experience:

AB - English, Dartmouth College, Hanover, New Hampshire.

MD - Marshall University School of Medicine, Huntington, West Virginia.

Internship - Family and Community Medicine, Marshall University Affiliated Hospitals, Huntington, West Virginia.

Residency - University of South Florida College of Medicine, Tampa, Florida.


Personal: Married to Laurie White. Interested in American, British, and Russian literature; landscape photography; and antiquarian medical books.
(Continued on next page)

DEPARTMENT NEWS

NEW FELLOWS

(continued from previous page)

PATHOLOGY



Ashish Sanon, MD

Education and Experience:

B. Med. Sc. - University of Alberta, Faculty of Science, Edmonton, Alberta, Canada.

MD - University of Alberta, Faculty of Medicine, Edmonton.

Internship - University of British Columbia, Lions Gate Hospital, North Vancouver, British Columbia, Canada.


Residency - Anatomical Pathology, University of Alberta, Edmonton.

Residency - Ophthalmology, McGill University, Montreal, Quebec, Canada.

Practice - 2 years family practice in British Columbia, Ontario, and Nova Scotia.

Personal: Married. Enjoys golf, tennis, hiking, camping, skiing, team sports, music, photography.

PEDIATRIC OPHTHALMOLOGY



Christina P. Johnson

Education and Experience:

BA - Biology, Rice University, Houston, Texas.

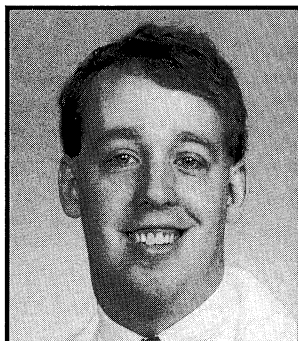
MD - Baylor College of Medicine, Houston, Texas.

Internship - Baylor.

Residency - University of Iowa.

Personal: Born to Hungarian parents in Peru, graduated from high school in Lima, Peru. Married to Matthew Johnson, MD. Enjoys softball, basketball, football, and playing piano.

VITREORETINAL DISEASES AND SURGERY



David M. Brown

Education and Experience:

BS - Biology and chemistry, Houston Baptist University, Houston, Texas.


MD - Baylor College of Medicine, Houston.

Internship - Baylor.

Residency - University of Iowa.

Personal: Born and raised in Texas. Married to Julie Brown, obstetrical nurse; 2 children.

Enjoys sailing, running, softball and football, hunting and fishing, all water sports.



Archibald J. McGeorge

Education and Experience:

BHB - Human Biology, King's College, Auckland, New Zealand.

MBChB - Auckland Medical School, Auckland.

PhD - Anatomy, Auckland University.

Residency - (7 yrs., 4 in ophthalmology) Auckland Hospital.

Personal: Born and raised in Auckland, New Zealand. Married to Kathryn M. Philipson, MBChB; 3 children. Enjoys photography, music, sailing and family activities.

DEPARTMENT NEWS


DEPARTMENT REACHES OUT

Most people are well aware of the many problems of the health care delivery system and the many people who "fall through the cracks." Last November, under the leadership of second-year resident Dr. Robin Ross and the support of Assistant Professor Dr. Alan Kimura, the department launched a new initiative to reach patients who would otherwise go without ocular health care. The primary goal of the project is to address the needs of the indigent and medically uninsured population, many of whom do not qualify for assistance from the government, yet cannot even afford prescription eyeglasses.

Using the already existing Iowa City Free Medical Clinic facilities, mobile equipment and recycled eyeglasses, volunteer physicians are now seeing 10 patients one Saturday each month. The majority of patients seeking care at the Free Clinic are from minority groups. Their average annual income is less than \$5000. Some are immigrants afraid to seek medical care. Many are simply overwhelmed by the bureaucracy of an institution such as the UIHC and do not know how to get help.

Physicians, primarily residents, volunteering at the Community Ophthalmology Program are enjoying great personal rewards and have developed an *esprit de corps* previously not in evidence. They are seeing many diseases rare in the typical patient population of the UIHC clinics such as sickle cell disease, choroidal tuberculomas, and vitamin A deficiency. Other volunteers include technicians, who help by reading eyeglasses sent by morticians around the state, and nurses.

An example of a patient who was assisted is a 52-year-old woman who came to the Free Medical Clinic asking for new glasses because of mild blurred vision. As an uninsured graduate student whose most important activity was reading, this was very important to her. On examination, she was found to have diabetes and hypertensive retinopathy and her blood pressure was poorly controlled. When informed that both conditions could lead to blindness, she was very concerned that no information had ever been given to her regarding the ocular sequelae of these vision-threatening diseases. She became a voracious reader of everything she could find at the Health Sciences Library, including many articles by Dr. Sohan Hayreh. After being examined in Dr. Hayreh's Vascular Clinic, she was enrolled as a research subject in his hypertensive medication study. After her family practitioner was contacted regarding her eye problems, she returned to his office at no charge for close evaluation and follow-up.



Robin Ross, MD

Pat Mason, Director of the Iowa Lions Eye Bank has assisted in collecting eyeglasses for needy patients, and the Lions will soon be coordinating the effort. The eyeglass bank has assisted several indigent and uninsured patients who are unable to purchase glasses. One 31-year-old man who worked as a carpenter, recently moved from Florida with his wife and 2 children. Soon after arriving, his car, containing his wallet and glasses, was stolen. While he was living temporarily at the Emergency Housing Project, he was examined and his vision corrected from 20/200 to better than 20/40 with

glasses from the eyeglass bank. This allowed him to apply for a driver's license and eventually obtain a job. He returned the glasses about a month later, with the offer to build something using his carpentry skills.

Another patient assisted through the Community Ophthalmology Program was a 52-year-old woman with metastatic breast cancer who needed a pair of reading glasses. She was an avid reader, but because of the cost of hospitalization, she had been unable to purchase prescribed glasses. After we provided her with suitable glasses, her husband was so grateful he brought in several bags of glasses collected from his church.

A couple who recently immigrated from Cuba came to the Free Eye Clinic because of difficulty with near vision. Both were corrected to 20/20 with reading glasses and given information about diabetes.

The program hopes to acquire several badly needed, relatively inexpensive items of equipment through donations: a slit-lamp and a phoropter are the most sought-after items now. In addition, a Macintosh lap-top computer would be extremely helpful for cataloguing eyeglass prescriptions for the Eyeglass Bank and maintaining demographic and epidemiologic data. Alcon Ophthalmic Laboratory has offered assistance. Support is being sought from private and corporate American sponsors.

In addition to providing ocular care to needy patients, the program hopes to develop research studies on diabetes among the Native Americans at the Tama settlement and on various ophthalmologic problems prevalent among immigrant populations.

A presentation about the Community Ophthalmology Program in Iowa City will be made at the next American Academy of Ophthalmology meeting by Drs. Robin Ross, Alan Kimura, and Thomas Weingeist. It is hoped the program will serve as a model for other physicians and communities who wish to reach more patients who otherwise will go untreated.

ALUMNI NEWS

Alson Emmons Braley, MD
1906-1993
Professor and Head
1950-1967



Al Braley will always be remembered with warmth. He was an outgoing and friendly man who nurtured congeniality among his associates. In Iowa City, we are still warming ourselves at some of the fires kindled by Al Braley in the '50s and '60s.

He was born in Iowa and attended college and medical school in Iowa City, and in June 1931, with a fresh MD in his hand, he married Hazel Deming. After his internship, he spent a year as a pathology resident, taking a special interest in bacteriology while waiting for one of the coveted positions as a C.S. O'Brien ophthalmology resident.

During these years, he began to work with Dr. Philip Thygeson, and together, they started some trachoma projects at Fort Defiance, Arizona. After completing his ophthalmology residency in 1937, he stayed on in Iowa City for a year or two as an instructor in the Department of Ophthalmology continuing his work in virology and trachoma. In 1939, the Braleys moved to Detroit and he practiced ophthalmology with Dr. Parker Heath and held an appointment as assistant professor at Wayne State University. In 1941, he took a similar appointment at the Eye Institute at Columbia Presbyterian College of Physicians and Surgeons in New York. From 1943 to 1946, he served in the United States Navy and then returned to Columbia. In 1949, he was appointed Profes-

sor and Head of the Department of Ophthalmology at New York University College of Medicine.

The following year, Cecil Starling O'Brien retired and moved to Arizona, and Braley was persuaded to return to Iowa City to take O'Brien's place as the head of his home department. Braley felt comfortable in Iowa City, and he set about making life agreeable for his faculty and residents. He already had P.J. Leinfelder (neuro-ophthalmology lens metabolism) and Lee Allen (artist, inventor, photographer and ocularist) on the faculty, and he soon recruited F.C. Blodi (ophthalmic pathology), Phil Ellis (ocular pharmacology), and Hermann Burian, and later, Gunther von Noorden (pediatric ophthalmology), Paul Boeder (optics), Mansour Armaly (glaucoma) and Ed Ferguson and Bob Watzke (retinal surgery).

Braley brought corneal transplantation to Iowa in 1952, and he was a keen amateur radio operator. It was natural for him to mix these two enthusiasms. From 1954 to 1961, he worked towards the founding of the Eye Bank Association of America, and was its president in 1971. In December 1962, Dr. Braley and his fellow ham radio operator Ted Hunter started the Eye Bank Network with 15 members. They would meet on the air every morning and evening to chat and to direct available donor eyes to ophthalmologists who needed corneas for keratoplasty. Soon there were 50 cities represented and less time for chatting. Over the years, many thousands of eyes have been placed through the Eye Bank Network.

Under Braley's leadership, The University of Iowa Department of Ophthalmology grew to become an internationally recognized center for ophthalmic research and teaching. In 1967, he handed over the reins of the department to Fred Blodi and spent the next 20 years in happy retirement in Iowa City. He died in Iowa City on May 28, 1993, at the age of 87. He is survived by his wife Hazel and their three children, Al, Janet and Bill; and by countless others who, throughout his long life, warmed themselves briefly at the fires of his congeniality.

H. Stanley Thompson
Braley resident, 1962-66.

Burke Appointed

John Burke, MD, Pediatric Ophthalmology Fellow 1991-92, has been appointed Consultant Ophthalmologist with special interest in Pediatric Ophthalmology at the Central Sheffield University Hospitals, Sheffield, England.

Johnston Married

Patricia K. "Patty" Johnston, MD, Neuro-ophthalmology Fellow 1987-89, was married on April 24, 1993, to Jon McNussen. Her new name is Patricia Johnston McNussen. She is currently practicing at the Carle Clinic, Neurosciences, in Urbana, Illinois.

Free Eye Clinic

Vitamin A deficiency and Bitot spots, ocular tuberculosis, hypertensive retinopathy, severe diabetic retinopathy, blindness from cataract, and uncorrected myopia are ocular and systemic manifestations of diseases frequently encountered in developing countries. They are not conditions associated with a community like Iowa City which has one of the best medical centers in the nation and an astounding literacy rate. Unfortunately, these are some of the diseases which our residents and faculty are finding among the patients examined in the Community Ophthalmology Clinic.

Dr. Robin Ross, a second-year resident in Ophthalmology, came up with the idea. With the help of Assistant Professor Dr. Alan Kimura, she organized a voluntary core of dedicated residents and fellows to evaluate patients on Saturdays in the Free Medical Clinic. There have been other attempts to create free eye care programs in other communities, but most have been unsuccessful because they were run by large, imposing hospitals or by private offices whose environments were frightening and uncomfortable for patients. Completing the paper work required to participate in many programs was often daunting. Our association with the Iowa City Free Medical Clinic, established more than 20 years ago, has helped us avoid these problems.

It has been a challenging and gratifying experience for all those involved and an opportunity to help a segment of our community in great need.

If you wish to make a tax-deductible contribution to help support the Community Ophthalmology Program, please make your check payable to the UI Foundation Free Eye Clinic and mail it to me or to the University of Iowa Foundation. We would also be happy to have used equipment or have your help working in the clinic.

Eye Institute

The seemingly endless rains and floods slowed construction of the new Eye Institute, but much of the foundation has reached ground level. Within a few weeks, the concrete superstructure will be visible from the street. Weather permitting, we will get back on schedule. Plans for the interior design are virtually complete.

Frederick C. Blodi, MD

Dr. Blodi has made slow but steady progress following the stroke which left him paralyzed on his right side and aphasic. It would be tragic for anyone, but it seems especially so for a man with his intellect and language

and writing skills. In spite of his predicament, the old twinkle is still in his eyes, and his strong expressive gestures are unchanged. Otty, Chris, and Barbara appreciate the many notes and letters they have received from friends throughout the world. Fred was supposed to deliver the Lorenz E. Zimmerman Lecture during the annual American Academy of Ophthalmology meeting in Chicago. In his absence, Dr. Daniel Albert, Professor and Chairman of the Department of Ophthalmology at the University of Wisconsin in Madison will give the lecture, and Otty and Chris will accept the Zimmerman Medal for Fred.

Endowments

The Frederick C. Blodi Professorship reached \$1,400,000 this year and continues to grow.

The Robert C. Watzke Vitreoretinal Research Fund campaign is on target due to the generous support of alumni and friends. The University of Iowa Foundation has received more than a third of the \$750,000 in pledges.

The Charles D. Phelps Memorial Award will be announced during the September 17, 1993 Clinical Conference. I am confident that Chuck would have been delighted with the choice for this year's winner.

Iowa Eye Association

The annual Iowa Eye Association meeting will be June 9-11, 1994, the second weekend of June rather than the first. Jeff Nerad is putting together the program and will be requesting your input. The Iowa Eye banquet will include recognition of this year's graduates and will be a reunion for alumni who graduated in years ending in 4 and 9. Stan Thompson plans to share photos and memorabilia from those years. If you have any pictures you would like to share, send them to me or to Stan. We will have them copied and the originals returned.

The 6th edition of the Iowa Eye Association Membership Directory will be available in 1994. Notices to update the directory will be distributed this fall.

Reception

The annual reception for the Iowa Eye Association at the American Academy of Ophthalmology meeting is scheduled for Tuesday, November 16, 6:30 pm, at the Chicago Hilton. We are looking forward to seeing you then.

Thomas A. Weingeist

CALENDAR OF EVENTS 1993 - 94

Clinical Conferences & Professional Meetings

1993

- September 17 Paul H. Ernest, MD, Kresge Eye Institute - Cataracts
- October 15 22nd Wolfe Lecture
M. Bruce Shields, MD, Duke University Eye Center - Glaucoma
- November 14-18 American Academy of Ophthalmology, Chicago
Iowa Eye Association Reception: Boulevard Room of Chicago Hilton (720 S. Michigan Ave.)
Tuesday, November 16, 6:30 pm
- December 3 Robert P. Murphy, MD, St. Josephs Hospital, Baltimore - Retina

1994

- February 4 Delmar R. Caldwell, MD, Tulane University - Cornea and External Disease
- March 4 William M. Hart, Jr., MD, Phd, Washington University - Neuro-ophthalmology
- April 8 James R. Patrinely, MD, Baylor University - Orbit and Oculoplastics
- June 9-11 **Iowa Eye Meeting**
Topics and guests to be announced.

Clinical Conference Corporate Sponsors

Hansen Ophthalmic Development Laboratory
Iolab Corporation
Ioptex Research, Inc.

Kabi Pharmacia Ophthalmics, Inc.
Tomey Technology
Twin City Optical Co., Inc.

NEWS OR COMMENTS?

Name: _____

Address: _____

Telephone: _____

News or Comment: _____

Please return to:

Diane Anderson, Editor, Iowa Eye
Department of Ophthalmology
The University of Iowa Hospitals and Clinics
200 Hawkins Drive

Iowa City, Iowa 52242-1091

Telephone: 319/356-0453

FAX 319/356-0363

Awards Presented

Rummelt & Zabriskie Selected

Drs. Volker Rummelt (Pathology Fellow) and Norman Zabriskie (second-year resident) received the P.J. Leinfelder Award for their research projects at the annual Residents/Fellows Research Day in June. Dr. Rummelt's project was entitled "Prognostic Value of Micro-circulation Architecture in Malignant Melanomas and Melanocytic Nevi of the Ciliary Body and Choroid;" co-investigators were R. Folberg, R. Parys van Ginderdeuren, J. Pe'er, L. Gruman, C. Rummelt, G. Naumann, T. Hwang, and R. Woolson. Dr. Zabriskie's project, "The Pupillary Photostress Test," was accomplished with co-investigator Dr. Randy Kardon.

Brown Wins Again!

For the third year in a row, Dr. David Brown, now a Vitreoretinal Fellow, has been awarded a research grant for \$20,000 by the Knight's Templar Foundation. This is the first year he has received an award from the national foundation, the other 2 having been awarded by Knight's Templar of Iowa. Among the 21 applications, his proposal on molecular biology and clinical investigation of vitreoretinopathies was ranked #1. This is the sixth award from Knight's Templar to a member of Dr. Ed Stone's team in Molecular Ophthalmology.

Mason Recognized

Pat Mason, Executive Director of the Iowa Lions Cornea Center, was named a Melvin Jones Fellow by the Lions Clubs International Foundation. The highest honor conferred by the Foundation, the fellowship conveys the deepest respect of the Foundation for her commitment to its ideals. The award was presented at the Lions State Convention in Dubuque, Iowa, in late April.



Printed on
Recycled Paper

1993-94 Iowa Eye Association Officers

President

Larry Wood, MD
Lincoln, Nebraska

President-Elect

Steven J. Jacobs, MD
Cedar Rapids, IA

Secretary

Jeffrey A. Nerad, MD

Treasurer

Michael W. Bresnahan

Iowa Eye Association, inc.

Department of Ophthalmology
University of Iowa Hospitals and Clinics
200 Hawkins Drive
Iowa City, Iowa 52242-1091

Nonprofit Organization
U.S. Postage
PAID
Permit No. 68
Iowa City, Iowa

The *Iowa Eye* is published 2-3 times yearly by the Department of Ophthalmology for friends and alumni of the department.

Editor: E. Diane Anderson
Adviser: Thomas A. Weingeist, MD, PhD

Photos by Ophthalmology Staff Photographers

Please direct comments and inquiries to the editor: 319/356-0453 FAX 319/356-0363.

