

Department of Ophthalmology
and Visual Sciences

Pomerantz Family Pavilion

University of Iowa Hospitals and Clinics

<http://webeye.ophth.uiowa.edu>

Sept. 2002, Series 2, No. 37

New Faculty Members



Richard J. Olson, MD

Pediatric Ophthalmology & Strabismus

In July, **Richard J. Olson, MD**, joined the faculty of the Department of Ophthalmology & Visual Sciences as Associate Professor of Ophthalmology in the Pediatric Ophthalmology & Adult Strabismus Service. Prior to his appointment at the University of Iowa, he was Assistant Professor of Pediatric Ophthalmology and Strabismus at the John A. Moran Eye Center at the University of Utah, Salt Lake City.

Dr. Olson has a Bachelor of Arts degree in music with minors in chemistry and English from Brigham Young University, Provo, Utah, where he graduated Magna cum Laude. He received his MD degree from the University of Utah where he also interned in medicine and ophthalmology. From 1992 to 1997, he was an ophthalmology

resident and then a fellow in Pediatric Ophthalmology & Strabismus at the University of Iowa Department of Ophthalmology. He is a member of the Alpha Omega Alpha Honor Society and was the 1996 recipient of the Leinfelder Fellow Research Award.

He is an investigator in the Pediatric Eye Disease Investigator Group and the Amblyopia Treatment Study. He is also interested in the development and application of a Web-based Vision Screening Tool.



Nasreen A. Syed, MD

Ocular Pathology

In September 2002, **Nasreen A. Syed, MD**, will be joining the faculty as Assistant Professor of Ophthalmology and Director of the F. C. Blodi Ocular Pathology Laboratory.

Dr. Syed comes to the University of Iowa from the University of

Pennsylvania School of Medicine where she was Assistant Professor of Ophthalmology and Pathology, and Director of the Scheie Eye Institute Eye Pathology Laboratory.

Dr. Syed earned her Bachelor of Arts degree in biology and chemistry from the University of Missouri, Kansas City where she also graduated from medical school. She interned at Truman Medical Center/St. Luke's Hospital in Kansas. She was an ophthalmology resident at the Medical College of Wisconsin Affiliated Hospitals in Milwaukee, Wisconsin. She did a fellowship in Ophthalmic Pathology and Uveitis under Drs. Morton E. Smith and Daniel Albert at the University of Wisconsin Medical School in Madison.

Dr. Syed's research interests include ophthalmic pathology, uveitis, and retinal degenerations.

INSIDE

Scott Retires	2
Faculty Promotions	3
Faculty Activities	4
Stone - HHMI Investigator	4
Faculty News	4-6
Awards & Lectures	7
House Staff News	8-10
Center for Macular Degeneration	11
Iowa Lions Eye Bank	12
Coming to Your Senses	13
Photography Supervisor	13
Alumni	14
Update	15
Calendar	16

William E. Scott, MD, Emeritus Professor

William E. Scott, MD, former vice-chair of the Department of Ophthalmology and Visual Sciences and service director for the Pediatric Ophthalmology & Adult Strabismus Service, has been named Emeritus Professor of Ophthalmology. His retirement follows thirty-one years of serving patients and educating pediatric ophthalmologists.

Dr. Scott was born and raised in Iowa City. As an undergraduate at the University of Iowa, he was a member of the Hawkeye football team representing the University in the Rose Bowl in 1957 and 1959 (the Hawks won both games). He earned his baccalaureate degree in 1959, and a master's in physiology in 1962. Scott graduated from the University of Iowa College of Medicine in 1964. He did an internship at Wayne State General Hospital in Detroit and then returned to the University of Iowa for his ophthalmology residency. He did fellowships in pediatric ophthalmology at Smith-Kettlewell Institute for the Visual Sciences in San Francisco with Dr. Arthur Jampolsky, and Children's Hospital National Medical Center in Washington, D.C., with Dr. Marshall Parks. He joined the faculty of the University of Iowa College of Medicine's Department of Ophthalmology in 1971.

As a member of the faculty of the University of Iowa College of Medicine, Dr. Scott has made significant clinical, educational and research contributions. He is a prolific writer in the fields of strabismus, neuromuscular physiology of the extraocular muscles, and acquired and congenital

abnormalities of eye movements. He is a founding member of the American Association for Pediatric Ophthalmology & Strabismus. Dr. Scott emphasized the importance of combining clinical care and education with his research, treating many children while simultaneously training the pediatric ophthalmologists of tomorrow. He served many years as the service director for the University of Iowa Pediatric Ophthalmology and Adult Strabismus Service and has been involved in the training of over 50 fellows in pediatric ophthalmology & strabismus.

Dr. Scott's many awards and recognitions include the American Academy of Ophthalmology Distinguished Service Award, the American Academy of Ophthalmology Honor Award, the American Association for Pediatric Ophthalmology & Strabismus Senior Honor Award, and the Joint Commission on Allied Health

Personnel in Ophthalmology Faculty Award for Distinguished Service. He is a member of Alpha Omega Alpha Honor Medical Society. He has been listed in "The Best Doctors in America" database (Woodward/White) and as one of the "Country's Top Doctors" (Castle Connolly Publications). He has also delivered the American Orthoptic Council's Richard G. Scobee Memorial Lecture, the American Association for Pediatric Ophthalmology & Strabismus' Costenbader Lecture, and the Iowa Eye Association's Alson E. Braley Lecture.

In 2001, he was honored with the creation of an endowed chair that bears his name. The chair was established with an anonymous gift of \$1.6 million. On June 13-15, 2002, The Iowa Eye Association Annual Meeting honored Dr. Scott. The three-day pediatric ophthalmology symposium had a record-setting attendance.



Dr. Rick Olson, Dr. Bill Scott and Dr. Ron Keech, with orthoptists, Wanda Pfeifer and Pam Kutschke


Faculty Promotions

Effective July 1st, Drs. Karen Gehrs and Young Kwon have been promoted to Associate Professor of Clinical Ophthalmology.

Karen M. Gehrs, MD, came to the University of Iowa in August of 1996. She is a faculty member in the Vitreoretinal Diseases and Surgery Service. Prior to joining the faculty at the University of Iowa, she was a clinical assistant professor at the Department of Ophthalmology of the University of Kansas, Kansas City and the University of Missouri-Columbia, as well as in private practice with Mid-America Retina Consultants in Kansas City, Missouri. She was also an assistant professor at Anheuser-Busch Eye Institute of St. Louis University, St. Louis, Missouri. She earned a Bachelor of Science degree in chemistry from Rhodes College in Memphis, Tennessee and her medical degree from the University of Missouri, Columbia. Her ophthalmology residency training and vitreoretinal fellowship were both done at Duke University Eye Center. Dr. Gehrs' research interests are diabetic retinopathy and diabetic macular edema. She is also very active in the study of age-related eye disease.



Karen M. Gehrs, MD



Young H. Kwon, MD, PhD


Young H. Kwon, MD, PhD, is one of two faculty members on the Glaucoma Service. He has a Bachelor of Science in Biology and a PhD in Neuroscience from Massachusetts Institute of Technology. He received his MD degree from Yale University School of Medicine. Dr. Kwon received his ophthalmology training at the Massachusetts Eye & Ear Infirmary. He was a fellow in glaucoma at the Yale University School of Medicine. His current research interests include optical imaging of the retinal function, gene expression in the trabecular meshwork and ciliary body of donors with glaucoma, regeneration of the optic nerve with stem cells in glaucoma, and long-term study of optic discs in primary open-angle glaucoma. Dr. Kwon was a clinical instructor for a year in the Department of Ophthalmology and Visual Sciences at Yale University School of Medicine before joining the University of Iowa faculty in 1996.

The Iowa Eye Reception will be held on Monday, October 21 at 6:30 p.m., at the Peabody Orlando Hotel.

Please plan to join us during the American Academy of Ophthalmology Annual Meeting 2002.

Faculty Activities

Stone named as Howard Hughes Medical Institute Investigator



Edwin M. Stone, MD, PhD

Edwin M. Stone, MD, PhD, is one of only 12 scientists nationwide to be appointed as a Howard Hughes Medical Institute (HHMI) Investigator in 2002. He is the first practicing ophthalmologist and the fifth University of Iowa investigator to receive such an appointment.

Dr. Stone calls his appointment “a tribute to the power of the team approach.” He attributes the fact that he is the first ophthalmologist to become an HHMI Investigator to the nature of ophthalmology in academic medical centers. “Ophthalmology departments tend to be small, surgically oriented departments with clinically trained staff.

At Iowa, I have been given sufficient support and encouragement to allow me to remain active in the clinic as well as the laboratory.” Anyone who has spoken to Dr. Stone or attended one of his presentations knows he is fond of analogies and metaphors. He says, “It’s like watching a Springer Spaniel go flying over a house. And you say ‘Wow!’ And your first impulse is to go ask the dog how he did it. Well, obviously it wasn’t the dog, it was the group of people who got him over the house. You should ask the catapult team how they did it, not the dog. Of course, you can talk to the dog about how it felt to make the trip over the house (great!) or how he survived (I’m not sure). But, you have to give credit to the people who got him over the house safely. I work with an amazing group of people, and it is their work that got me over the house.”

Dr. Stone is director of the Roy J. Carver Molecular Ophthalmology Laboratory, the UI Center for Macular Degeneration, and the

Kolder Electrodiagnostic Laboratory. He has worked closely with national and international research teams that have located genes responsible for 14 different eye diseases and identified more than 70 different mutations that cause a range of diseases. Stone and colleagues identified a gene that causes primary open angle glaucoma and helped identify genes for an inherited form of macular degeneration, three forms of corneal dystrophy and enhanced S-cone syndrome, a rare developmental form of visual impairment.

Aviator-industrialist Howard Hughes founded the Howard Hughes Medical Institute, based in Maryland, in 1953. The HHMI fosters the translation of basic science discoveries into treatment advances for patients. The institute supports investigators who study cell biology, genetics, immunology, neuroscience and structural biology at academic medical centers and universities. This prestigious renewable award includes research support exceeding \$1 million annually for five years.

Faculty News

In November 2001, three members of the University of Iowa Department of Ophthalmology & Visual Sciences were installed as president of their respective organizations. **Pam Kutschke**, CO, director of orthoptic teaching, was installed as president of the American Association of Certified Orthoptists (AACO). AACO is a membership organization with a

mission to promote and advance the professional and educational competence of orthoptists. **Jean Hill**, RN, is this year’s president of the American Society of Ophthalmic Registered Nurses (ASORN). **Thomas A. Weingeist**, PhD, MD, is the current president of the American Academy of Ophthalmology. In addition to the three installed in

November, **Michael Wall**, MD, was selected as president of the International Perimetric Society during the IPS meeting in 2002.

Lee Alward, MD, was appointed department vice-chair in September succeeding Dr. Bill Scott who served in that position for six years. Dr. Alward attended

Continued on page 5

“Together, we have a vision for the future.”

the Barcelona Symposium on Glaucoma 2002 in early February to deliver an invited lecture: "Screening for Glaucoma", and "Insights on the Iridocorneal Angle".

Keith D. Carter, MD, FACS, was one of 18 ophthalmologists selected to participate in the American Academy of Ophthalmology 2002-2003 Leadership Development Program. Dr. Carter has also been appointed as a member of the 22-person search committee to find a new dean for the University of Iowa Roy J. and Lucille A. Carver College of Medicine.

Karen M. Gehrs, MD, is the Program Director for the Women in Ophthalmology Summer Symposium in Aspen, Colorado, in August 2002.

Sohan Singh Hayreh, MD, PhD, FRCS, DSc, FRC Ophth, will be acknowledged as the honored guest during the opening ceremony of the American Academy of Ophthalmology Annual Meeting in Orlando, Florida, in October 2002. Dr. Hayreh has also been notified that he will receive the 2003 Mildred Weisenfeld Award for Excellence in Ophthalmology for outstanding contributions to visual sciences and ophthalmology. The Mildred Weisenfeld Award for Excellence in Ophthalmology is presented to an individual in recognition of distinguished scholarly contributions to the clinical practice of ophthalmology.

Tim Johnson, MD, PhD, was presented with an Achievement Award from the American Academy of ophthalmology at the AAO annual meeting in 2001.

Randy H. Kardon, MD, PhD, and **Young H. Kwon, MD, PhD**,

in conjunction with Kestrel Corporation of Albuquerque, NM, have received a two-year, \$750,000 phase two Small Business Innovation Research award from the National Eye Institute. This is the second SBIR grant the two have received from the NEI; the first was a phase one grant of \$100,000, awarded in 2000. The goal of the project is to develop a diagnostic instrument that will provide images and analysis of spectral properties of the retina.

Ronald V. Keech, MD, has been selected as the first appointee to the William E. Scott Chair for Education in Pediatric Ophthalmology. Dr. Keech has also been appointed the new service director for the Pediatric Ophthalmology & Adult Strabismus Service, replacing Dr. Scott who retired in July 2002.

Andrew G. Lee, MD, spoke at the Royal Hawaiian Eye Meeting in January 2002 and received the best speaker award for the physician program. He won an additional speaker award for the allied health program. Dr. Lee has also been appointed as a board member of the North American Neuro-Ophthalmology Society (NANOS), and to the editorial board of the *American Journal of Ophthalmology*. Dr. Lee is also a recipient of the American Academy of Ophthalmology's new Secretariat Award that recognizes special achievements and important contributions to the Academy and to Ophthalmology. He was selected in recognition of his outstanding leadership and service as chair of the Task Force on Aging. As chair, he has furthered the mission of the Task Force on Aging through its interactions with

such groups as the American Geriatric Society and has been instrumental in establishing the Committee on Aging. *Ophthalmology Review: A Case-Study Approach*, edited by Kuldev Singh, William E. Smiddy, and **Andrew G. Lee** was published in October by Thieme. The book is aimed at medical students, residents, and comprehensive ophthalmologists who have an interest in general ophthalmologic problems. It is a case-driven, basic introduction to clinical problems, evaluation, management and treatment.

In January 2002, **Pat Mason**, executive director of the Iowa Lions Eye Bank, was awarded the Lions International Leadership Award, the third highest award given by Lions Clubs International.

Robert F. Mullins, PhD, has received a \$29,000 one-year grant from the Knights Templar Foundation to fund research into the cell biology of Best's Disease, and early onset, inherited macular dystrophy with similarities to age-related macular degeneration.

Jeffrey A. Nerad, MD, was elected an At-Large Member of the Faculty Practice Plan Board, the governing body for the University of Iowa Roy J. and Lucille A. Carver College of Medicine Faculty.

Stephen R. Russell, MD, served on the Orbis Mission to Changsha Province in China in January 2002.

Edwin M. Stone, MD, PhD, was named as a Howard Hughes Medical Institute Investigator (see accompanying story). Dr. Stone and Val C. Sheffield, MD, PhD, (professor of pediatrics) were

Continued on page 6

Faculty News (continued)

Faculty News

Continued from page 4

named as one of the five first recipients of the Carver Research Programs of Excellence grants. The Programs of Excellence are funded as part of a grant from the Roy J. Carver Charitable Trust of Muscatine. Sheffield and Stone are investigating how different genetic defects result in blindness and vision impairment. They are also researching new approaches to prevention and treatment of macular degeneration and glaucoma. As one of the programs selected, Drs. Stone and Sheffield will receive \$200,000 in annual support from the Carver Charitable Trust for the next five years.

John Sutphin, MD, made return trips to Haiti in January and March 2002. In January, he operated at the Hospital D' Benefasiance, Pignon, Haiti, for a week. He then went to the University of Haiti Hospital as a guest of the Chairman of Ophthalmology, Jean Claude Cadet, MD, and Yuri Zelenski, MD, of the KBM to lecture and operate with their residents for two days. Dr. Sutphin anticipates returning to Haiti next year to lend his assistance in training residents in cataract surgery and corneal transplantation. In March, he returned to the Haitian American Friendship

Foundation (HAFF) Mission School, Bohoc, Haiti, under the auspices of the HAFF based in Florida.

Liz Bulgarelli, RN, nurse in ophthalmology, has received a Mary Jo Small Fellowship Award to help fund her trip in January 2003 to Haiti. While there, she will be helping with cataract surgery and lending her assistance to other tasks as needed.

Michael D. Wagoner, MD, joins Dr. Lee Alward and Dr. Andy Lee on the editorial Board of the *American Journal of Ophthalmology*.

Wagoner to Become KKESH Medical Director

Dr. Michael D. Wagoner will leave the University of Iowa in mid-September to return to the King Khaled Eye Specialist Hospital (KKESH) in Riyadh, Saudi Arabia, as the Medical Director. Dr. Wagoner has been a faculty member in the Cornea/External Disease Service and co-medical director of the Iowa Lions Eye Bank since 1999.

There has long been an informal connection between KKESH and the University of Iowa Department of Ophthalmology. In 1984, Dr. F. C. Blodi became the first of many Iowa faculty and staff to go to KKESH. Dr. Blodi became medical director and helped set up the ophthalmology residency program there. KKESH serves as the tertiary eye care center for the Kingdom of Saudi Arabia.

Lotery to Head Ophthalmology at University of Southampton

Dr. Andrew J. Lotery left the University of Iowa at the end of August to take up the position of Full Professor and Head of the Academic Department of Ophthalmology at the University of Southampton. The City of Southampton is located on the south coast of England, 60 miles southwest of London. The University of Southampton is ranked in the top 10 research universities in the United Kingdom. Dr. Lotery will continue his work in ophthalmic genetics research as well as continuing as a medical retina specialist. Regarding leaving Iowa he said, "Iowa has been very good to us over the last four years, and has truly been a place for myself and my wife to grow both personally and professionally. Personally our time in Iowa has been richly

blessed with the birth of our two sons and the many friends we have made. Professionally, I cannot thank the staff and faculty of the eye department enough for all the great times and opportunities they have given me. I would particularly like to thank Dr. Stone for all his support and mentoring which has enriched me so much. It has been a very difficult decision to leave such a wonderful place and wonderful people. In the final analysis, it came down to the belief that we were just too far away from family to stay permanently in Iowa. We hope our friends will stay in touch and there will always be a warm welcome in Southampton for any Iowa colleagues who wish to stop by."

Awards and Sponsored Lectures

A faculty committee presents awards each year to medical students, resident physicians, and fellow physicians for excellence in teaching and research. Sponsored lectures are also funded through named lectureships.

A.E. Braley Lecturer: William E. Scott, MD

Dr. Clifford Hendricks established the Alson E. Braley Lecture in 1981 as a tribute to Dr. Braley who, during his tenure as professor and head of the Department of Ophthalmology from 1950 to 1966, played a pivotal role in the education and training of many young physicians.

Wolfe Foundation Lecturer: David Chang, MD

The Wolfe Lectureship is a forum to share clinical and research developments regarding surgery and diseases of the eye.

The Wolfe Foundation established the Wolfe Lecture in 1969.

In 2002, the Wolfe Clinic Foundation established a permanent endowment with the University of Iowa Foundation to support the annual lectureship that has enabled more than 30 distinguished ophthalmologists to participate in the teaching program of the Department of Ophthalmology and Visual Sciences.

The Wolfe Foundation is affiliated with the Wolfe Clinics, ophthalmology and otolaryngology centers located throughout Iowa and headquartered in Marshalltown, Iowa.

Hansjoerg E. Kolder Award for Excellence in Ophthalmology: Benjamin Mason, MD

The Hansjoerg E. Kolder Award for Excellence in Ophthalmology is presented to the graduating medical student who demonstrates excellence in ophthalmology.

P.J. Leinfelder Award Recipients

The P. J. Leinfelder award was inaugurated in 1982 by alumni to pay tribute to Dr. Leinfelder, who served on the staff of the Department of Ophthalmology from 1936 to 1978. A faculty committee presents awards each year to the resident and fellow physicians who have made significant contributions

in preparing and delivering seminars.

This year's recipients were: **Julie Falardeau, MD**, "Prognostic Value of the Retinal Nerve Fiber Layer in patients with Compressive Optic Neuropathy"; **Fiona E. Costello, MD**, "Evidence for Axon Loss in the Retinal Nerve Fiber Layer in Patients with Recovered Optic Neuritis"; and **David B. Petersen, MD**, "Cataract Extraction Performed Before, Simultaneously, or After Penetrating Keratoplasty in Eyes with Fuchs' Dystrophy: Graft Survival and Refractive Outcome."

Still One of the Best!

U.S. News and World Report has rated the University of Iowa Department of Ophthalmology and Visual Sciences the number six eye department in the nation⁽¹⁾. The rankings appear in the July 22, 2002 issue. This marks the eighth consecutive year that the department has received this prestigious ranking (# 6) and the eleventh consecutive year of being in the top ten. The complete rankings may be viewed on the web at <http://www.usnews.com/usnews/nycu/health/hosptl/tophosp.htm>.

The Department was also ranked in the top five in all categories in *Ophthalmology Times'* annual survey ranking the nation's top ophthalmology programs⁽²⁾. The

rankings were compiled from a peer survey of department chairmen and directors of residency programs across the United States.

1. *U.S. News & World Report* 133(3): 101. July 22, 2002.
2. *Ophthalmology Times* 26(21): 64-67. November 1, 2001.



House Staff News

Graduates Move to New Positions

Resident Graduates

All five residency program graduates will be continuing their training with fellowships. **Puwat Charukannoetkanok, MD**, will be completing a cornea fellowship at the Massachusetts Eye and Ear Hospital in Boston. The other four graduates will be remaining in the Department of Ophthalmology & Visual Science: **Emily C. Greenlee, MD**, (Glaucoma), **Scott Larson, MD**, (Pediatric Ophthalmology), **Rahul Pandit, MD**, (Cornea), and **David B. Petersen, MD**, (Pediatric Ophthalmology).

Fellowship Graduates

Fellowship Program graduates have gone to varied settings and locations.

Cornea/External Disease

Gregory I. Halperin, MD, has joined a small-group private practice where he will work in a general ophthalmology practice, cataract and refractive surgery at the Smith-Perry Eye Center in Hinsdale, Illinois.

Glaucoma

Edward P. Langlow, MD, will be an Assistant Professor of Clinical Ophthalmology in the Glaucoma Service of the Louisiana State University Health Sciences Center in New Orleans.

Neuro-Ophthalmology

Fiona E. Costello, MD, is working as a neurologist with the Neurology Department with the University of Ottawa (Ontario) with a special emphasis on multiple sclerosis. She is also working as an ophthalmologist in

the Eye Institute affiliated with the University of Ottawa and the Ottawa General Hospital. There she is running neuro-ophthalmology clinics and plans to start a research program.

Julie Falardeau, MD, is a neuro-ophthalmologist in the Ophthalmology Department at Maisonneuve-Rosemont Hospital, an academic hospital that is part of the University of Montreal (Quebec).

Oculoplastics

Junhee Lee, MD, will be practicing at the Center for Excellence in Eye Care in Miami, Florida.

Pediatric Ophthalmology and Strabismus

Kenneth M. Gainer, MD, is going into private practice at Pediatric Ophthalmology of Western Maryland, LLC, in Hagerstown, Maryland.

Deborah L. Klimek, MD, is still exploring her job options.

Vitreoretinal Surgery and Retinal Disease

Plans for **Sharam Danesh, MD**, are still pending.

Calvin A. Grant, MD, will be going into private practice at the Retinal and Ophthalmic Consultants in Northfield, New Jersey.

Neuro-Op/Glaucoma Research

Mary Lucy Pereira, MD, will be returning for a visit to her family in Brazil, planning a wedding for next year, and making some career decisions during this time.


Young Kim, MD, returned to an academic position at Inje University, Busan, South Korea.

Neuro-Ophthalmology Research

Oliver Bergamin, MD, returned to Switzerland to take an academic position at the Neuro-ophthalmology and Strabismus Unit, Department of Ophthalmology, University Hospital, Zürich.

New Residents

Five new residents began training at the University of Iowa Department of Ophthalmology & Visual Sciences on July 1, 2002.




Michael V. Boland, MD, PhD

Michael V. Boland, MD, PhD, has a Bachelor of Science in Engineering from the University of Colorado in Boulder. His PhD is in Bioengineering from Carnegie Mellon University, Pittsburgh. He earned his MD at the University of Pittsburgh School of Medicine. He did his transitional year at Mercy Hospital in Pittsburgh.




Andrew P. Doan, MD, PhD

Andrew P. Doan, MD, PhD, got his Bachelor of Arts degree in Biology at Reed College, Portland, Oregon. His MD and PhD are both from Johns Hopkins University School of Medicine. He was at the University of Iowa for his transitional year.




Lynn Fraterrigo, MD

Lynn E. Fraterrigo, MD, has a Bachelor of Arts in Biology from College of the Holy Cross, Worcester, Massachusetts and an MD from SUNY Upstate Medical University. Her transitional year was at Iowa Methodist Medical Center in Des Moines.



James G. Howard, MD

James G. Howard, MD, has a Bachelor of Arts in Latin American Studies from Brigham Young University. His MD degree is from the University of Utah School of Medicine. He did his transitional year at the University of Utah.



Sudeep Pramanik, MD

Sudeep Pramanik, MD, earned a Bachelor of Science in Ecology and a Bachelor of Arts in Sociology from Tulane University. He has an MBA from Rice University and an MD from Baylor College of Medicine. He spent his transitional year at Virginia Mason Medical Center in Seattle, Washington.

New Fellows

Cornea/External Disease

Rahul T. Pandit, MD, has a Bachelor of Arts degree in Psychology from Yale University and received his MD degree from Rush Medical College. He spent his transitional year at West Suburban Hospital, Oak Park, Illinois. Dr. Pandit is remaining at the University of Iowa, having finished his ophthalmology residency at the Department of Ophthalmology and Visual Sciences.

Glaucoma

Emily C. Greenlee, MD, earned a Bachelor of Business Administration, Finance from the University of Notre Dame, and attended the Post-Baccalaureate Pre-Health Professions Program at Loyola University. Her MD degree is from Indiana University. She spent her transitional year at the University of Iowa and did her ophthalmology residency here as well.

Neuro-Ophthalmology

Steven L. Goldin, MD, received a Bachelor of Arts degree in English and American Literature from Brandeis University. His MD is from Rush Medical

College. He did his transitional year and a medicine residency at the Department of Internal Medicine, Presbyterian-St. Luke's Medical Center in Chicago, where he also did his ophthalmology residency.

Oculoplastics & Orbital Surgery

Alice Song, MD, has a Bachelor of Science degree in Chemistry from Massachusetts Institute of Technology, and an MD from Duke University. Dr. Song spent her transitional year at MacNeal Hospital, a University of Chicago affiliated hospital. Her residency was at Bascom Palmer Eye Institute in Miami

Pediatric Ophthalmology & Strabismus

Scott A. Larson, MD, earned a Bachelor of Arts degree in French from Brigham Young University. His MD is from Loma Linda University. His transitional internship was done at Tucson Hospitals Medical Education Program and his ophthalmology residency at the University of Iowa.

David B. Petersen, MD, holds a Bachelor of Arts degree in Philosophy from Brigham Young

University. His medical degree is from Washington University. He did an internship at Barnes-Jewish Hospital, St. Louis, before coming to the University of Iowa for the ophthalmology residency program.

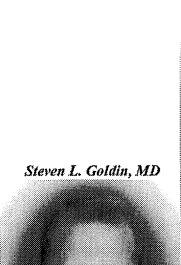
Vitreoretinal Surgery & Retinal Disease

Esther M. Bowie, MB, received her Bachelor of Science and medical degrees from the University of the West Indies. Dr. Bowie's internship in surgery was done at the Medical University of South Carolina. She did an ophthalmology residency at the Medical University of South Carolina.

Matthew H. Wood, MD has a Bachelor of Arts degree in history from the University of Iowa and an MD degree from the University of Nebraska College of Medicine in Omaha. He spent his transitional year at the University of Nebraska College of Medicine in Omaha. He did his ophthalmology residency at the University of Virginia, Charlottesville.




Esther M. Bowie, MD



Steven L. Goldin, MD




Emily C. Greenlee, MD



Scott A. Larson, MD




Rahul T. Pandit, MD



David B. Petersen, MD




Alice Song, MD



Matthew H. Wood, MD

Center for Macular Degeneration



A large part of the Center for Macular Degeneration moved to the new Medical Education and Biomedical Research Facility in May and June. The Center will eventually occupy the entire 4th floor of the facility.

Units currently working in the 16,000 square foot area include the Molecular Ophthalmology Laboratory, directed by Edwin M. Stone, MD, PhD, the Laboratory for Disease Gene Discovery, directed by Val C. Sheffield, MD, PhD, and the Genome Research Laboratory, directed by M. Bento Soares, PhD. Robert F. Mullins, PhD, a member of the Cell Biology and Functional Genomics Laboratory, will move into the building in the fall. The Center also occupies about 25,000 square feet of additional

laboratory space in other buildings on campus including the Seamans Center for the Engineering Arts and Sciences, the Eckstein Medical Research Building, and the Oakdale Campus. The Center benefits from the work of nearly 200 full-time individuals in clinical and laboratory settings on the main and Oakdale campuses.

In June, attendees of the Iowa Eye Association Annual Meeting were treated to a luncheon tour of the Molecular Ophthalmology Laboratory and the Laboratory for Disease Gene Discovery. On the tour, Dr. Stone pointed out the tremendous number of human samples processed in a year (over 9,000) and the novel technologies they have developed to help manage this volume.

The Center for Macular Degeneration was created in 1997. Its mission is to identify the primary causes of age-related macular degeneration and allied disorders; to apply this improved understanding of disease mechanisms to the prevention of retinal degeneration in the majority of people at risk, as well as to the development of sight-saving medical, pharmacological and surgical treatments for those already affected; and to deliver the most advanced medical, surgical, rehabilitative, and educational services available to patients in a timely, caring and cost effective manner. The major focus of the Center is the development of gene-directed therapy for eye diseases.

Visit the Center for Macular Degeneration's web site at <http://cmd.opth.uiowa.edu/>

Year of Change And Growth for Iowa Lions Eye Bank


By Pat Mason, Executive Director

On December 18, 2001, the Iowa Lions Eye Bank moved to 2346 Mormon Trek Boulevard, Suite 1500, Iowa City. The new location allows for expanded space and additional staff members. The Eye Bank will continue close affiliation with the Department and UI Hospitals and Clinics in order to continue to serve the needs of patients.

The Iowa Lions Eye Bank has also adopted a new logo that exemplifies both the concept of corneal transplant surgery and the compassion expressed by the donor and donor family through donation.

Thanks to the generosity of eye donor families, the Eye Bank provided 840 corneas for transplant and 605 eyes for ophthalmic research in 2001. We cannot express enough gratitude to all the families who made the decision to donate their loved ones' eyes so that others may see. We also thank Iowa nurses, physicians, chaplains, social workers, hospice caregivers, and funeral directors — the health care professionals of Iowa are the key to making donation a positive experience for all involved.

In order to keep up with increased donation activities as well as donor awareness and donor family support service activities, the eye bank has added a second education coordinator, bringing the total number of employees to seven full-time and nine part-time.



Kathy Barnhart provides educational programs and training to health care professionals. She also participates in donor family services and public relations activities.

As reported in the last Iowa Eye Newsletter, the Iowa Lions Eye Bank initiated a program in early 2000 in which the technical staff travels to hospitals throughout eastern Iowa to perform corneal *in-situ* excisions. The process is working very well in areas in which it has been implemented. Outside of eastern Iowa, the Eye Bank continues to rely on certified eye enucleators, typically funeral directors and nurses, to perform the valuable services of eye enucleation.

In recent years, the Iowa Lions Eye Bank has shared in donor family support services and activities with the Iowa Donor Network, Iowa's organ and tissue procurement organization. Eye, organ, and tissue donor families can submit stories about their loved ones to be published in a memory collection called "Memories from the Tree." Also, families

may make a quilt square in memory of their loved one. Collected quilt squares are sewn together to make a large quilt that is displayed upon request throughout Iowa to promote eye, organ, and tissue donor awareness. There are currently four quilts. Our donor families have found such activities so meaningful that in 2002, the Eye Bank will be launching its own Donor Family Remembrance Album. This album will contain pictures and stories specifically of eye donor families and will be on display in the lobby of the Iowa Lions Eye Bank and will travel to special events. As an example of how special these memories are to our donor families, we offer the following quotes: "He didn't have time to say goodbye, but I feel he would be happy to know that someone is benefiting from our donation of his corneas;" "I was so happy to hear that his eyes could be used for donation. Whoever got his eyes, I am sure can see life so much clearer."



Coming to Your Senses

Coming to Your Senses is a joint vision and hearing screening project of the Lions Clubs of Iowa and the University of Iowa Hospital and Clinics, Department of Ophthalmology and Visual Sciences, and the Department of Otolaryngology-Head and Neck Surgery. Lions Club Volunteers are trained to objectively screen infants and children (target population ages six to 48 months) for loss of sight. Vision screening is performed with a camera called the MTI Photoscreener™. The camera detects eye conditions such as misaligned eyes, cataracts, and problems that need correction with eyeglasses in children who are too young to communicate possible vision problems. Staff in the Department of Ophthalmology and

Visual Sciences interpret the vision screening results. A professional audiologist or qualified hearing screener conducts the hearing screening and records the results of the hearing screening instrument.

The goals of the project are to objectively screen vision and hearing in infants and young children throughout all of Iowa's 99 counties at no cost to families; to educate the public about the risk of undetected vision and hearing loss; and to identify ways to sustain vision and hearing screening programs of this type.

There are 261 Iowa Lions Club volunteers who are currently listed as active in the Project. Between May 2000 and June 2002 the program produced: 540 screening sessions; 7418 children

screened; 410 children referred (rate = 5.53%).

University of Iowa, Department of Ophthalmology and Visual Sciences personnel serving the project are: Lori Short, Project Coordinator; Wanda Pfeifer, OC(C), COMT, Photographic Reading Center Coordinator; and William E. Scott, M.D., Ophthalmology Medical Director. The project has been made possible with financial support from the Iowa Lions Foundation, the Lions Club International Foundation, and the Wellmark Foundation of Iowa.

To learn more about the *Coming to Your Senses* Project, or to make a donation, contact the Project Office at 319-353-7616 or visit <http://webeye.ophth.uiowa.edu/ctys>.

New Director of Diagnostic Photography

Tracy Aly, CRA, COA, began work in September 2001, as the new Director of Diagnostic Photography in the Department of Ophthalmology. Before coming to the University of Iowa, Ms. Aly was the Director of Photography and Media Services at the Doheny Eye Institute, University of Southern California. She previously worked at Great Ormond Street Childrens Hospital and Moorfields Eye Hospital in London. She is a Certified Retinal Angiographer

(CRA) and a Certified Ophthalmic Assistant (COA). She holds a Bachelor of Arts degree in Photography, Film, and TV from the London College of Printing.

Paul Montague, formerly the head of photography in ophthalmology, will continue to be involved with special projects and software development for photography. This shift in duties allows him to concentrate on his computer programming and research development duties.



Tracy Aly, CRA, COA

ALUMNI

Alumni News

Dr. **Brad Katz** (Resident, 1998) received word in September that his K23 grant (Mentored Patient-Oriented Research Career Development Award) has been funded. He is looking for the genes for optic nerve drusen. Dr. Katz is with the John A. Moran Eye Center, University of Utah School of Medicine.

Dr. **Nicole Mulder** (Resident, 1998), her husband, Brad, and 2-year-old son, Michael, announce the birth of George Cleyton Mulder on May 4, 2002. Dr. Mulder is in private practice in San Diego, California.

Retirements

The following alumni retired from practice this year:

Rodney Anderson, MD, Cheyenne, Wyoming, Electrophysiology 1966-1967, Resident 1967-1970

Samuel Bovenmyer, MD, Waterloo, Iowa, Resident 1964-1967 (retired 12-31-2001)

David Chizek, MD, Minneapolis, Minnesota, Resident, 1967-1969

Drew Dillman, MD, Iowa City, Iowa, Oculoplastics Fellow, 1982

Bruce Golden, MD, Chicago, Illinois, Resident 1967-1970, Faculty 1970-1973

Chase Hunter, MD, Anderson, South Carolina, Resident 1969-1973

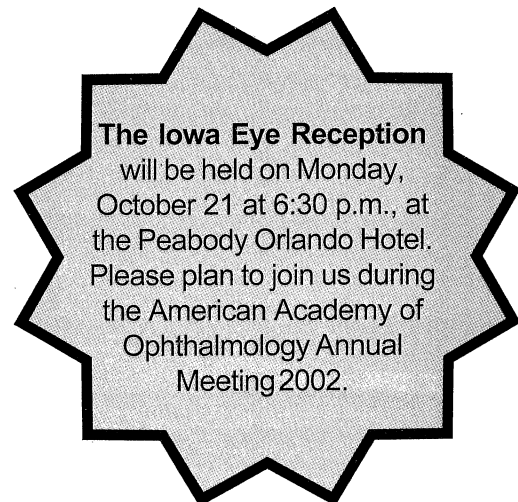
Clyde Kitchen, MD, Fullerton, California, Resident, 1959-1962

Gary Phelps, MD, Waterloo, Iowa, Glaucoma Fellow 1973-1974, Resident 1974-1977

Norman Rozansky, MD, San Diego, California, Resident 1961-1965

William E. Scott, MD, Iowa City, Iowa, Resident 1967-1970, Faculty 1971-2002

Victor Zion, MD, Champaign, Illinois, Retina Fellow 1977-1978.



Address Corrections

Please check your directory information on our website at <http://webeye.ophth.uiowa.edu/IowaEye/>. Corrections can be sent to us by mail, e-mail (Patricia-Zahs@uiowa.edu), or by clicking "address corrections" on the directory web page.

Deaths

John W. Dickerson, MD, from Norfolk, Virginia, died on March 18, 2001 from cancer. Dr. Dickerson graduated from the ophthalmology residency program in 1963.

Phillips Thygeson, MD, died at his home in Los Altos, California on July 27. He was 99 years old. Dr. Thygeson was a faculty member from 1932 to 1936.

Send us your news

Information about alumni and Iowa Eye Association Members will be published as space allows.

Send to:

Trish Duffel

Dept. of Ophthalmology & Visual Sciences

University of Iowa

200 Hawkins Dr.

Iowa City, IA 52242-1091

Fax: 319-356-0357;

e-mail: trish-duffel@uiowa.edu

Update

My term as president of the American Academy of Ophthalmology will come to an end in December. This effort would not have been possible without the strong support of the faculty and staff in the Department and the professionals at the Academy. It has required teamwork and I am very grateful for everyone's friendship and support. It has been a busy and at times hectic period. While it has been an honor and privilege to serve in this capacity, I am looking forward to concentrating my efforts within the University of Iowa and in particular the Department of Ophthalmology and Visual Sciences.

As you see reading through this edition of the Iowa Eye news, there continues to be a great deal of activity within the Department. There is a constant ebb and flow. People retire or move on to other opportunities, and others join us. Our faculty is in great demand in academia and private practice. When change occurs, there are always mixed feelings — the sadness that comes from the departure of colleagues and friends who have contributed to the success of the Department and the pride we feel about their achievements.

Michael Wagoner will be returning to Riyadh as director of the King Khaled Eye Specialist Hospital in Saudi Arabia. Andrew Lotery, just a couple of years out of fellowship, has been named full professor and chair of the Southampton Eye Department in


the U.K. Both have made important contributions as faculty and both will be missed.

Two new clinical faculty members have joined us: Rick Olson, in pediatric ophthalmology and Nasreen Syed, who will direct the Blodi Eye Pathology Laboratory. Terry Braun, PhD, has just been given a joint appointment in Ophthalmology and Biomedical Engineering. He will divide his time teaching in the College of Engineering and in research in bioinformatics for the Center for Macular Degeneration. We are fortunate his mentor, Tom Casavant, PhD, professor of Engineering, and senior scientist for the Center, will be appointed director of a newly established program in bioinformatics for the University. Both will have laboratory space on the fourth floor of the newly occupied Medical Education and Biological Research Facility. The Oakdale Research Facility is also being expanded. We have broken new ground with our

multidisciplinary approach and we are brimming with pride that Ed Stone, who is director of the Center, was chosen as the first ophthalmologist to be a Howard Hughes Medical Institute Investigator.

Hope to see you at the American Academy of Ophthalmology meeting in Orlando!

T.A. Weingeist



The Iowa Eye is published 1-3 times yearly by the Department of Ophthalmology and Visual Sciences for friends and alumni of the department.

Editor-in-Chief: Thomas A. Weingeist, PhD, MD

Managing Editor: Trish Duffel, RPh, MA

Photos: Staff Photographers

Please direct comments and inquires to managing editor:

319/356-2191; FAX 319/356-0357

trish-duffel@uiowa.edu

Full color electronic edition at <http://webeye.ophth.uiowa.edu>

CALENDAR 2002-2003

Clinical Conferences

DATE	TOPIC	GUEST SPEAKER
September 13, 2002	Glaucoma	Gregory L. Skuta, MD University of Oklahoma
November 8, 2002	Retina	Mid-Western Retina Specialists Retinal Specialists from Iowa, eastern Nebraska, and western Illinois
December 6, 2002	Neuro-Ophthalmology	James J. Corbett, MD University of Mississippi
February 7, 2003	Cataract	Kerry D. Solomon, MD University of South Carolina
March 7, 2003	Pediatric Ophthalmology	Craig A. McKeown, MD Tufts University
April 11-12, 2003	Iowa Medical Society Meeting, Des Moines, Iowa Special University of Iowa/Iowa Academy of Ophthalmology Combined Meeting features Cornea/Refractive Surgery	William W. Culbertson, MD Bascom Palmer Eye Institute
June 13-14, 2003	Iowa Eye Association Annual Meeting 2003	

Iowa Eye Association, inc.

Department of Ophthalmology and Visual Sciences
Pomerantz Family Pavilion
University of Iowa Hospitals and Clinics
200 Hawkins Drive
Iowa City, Iowa 52242-1091

Nonprofit organization
U.S. Postage PAID
Permit No. 45
Iowa City, Iowa