


University of Iowa
College of Medicine

News

University of Iowa
Hospitals and Clinics

Department of Ophthalmology

NEW STAFF



Jose S. Pulido, M.D.

Dr. Jose S. Pulido is the newest member of the Vitreoretinal Service. He joined the full-time faculty as Assistant Professor of Ophthalmology on October 1. Dr. Pulido was born in Havana, Cuba, and moved with his family to the United States in 1961. He received a B.A. degree with honors after three years from the University of Chicago in 1976 and an M.S. in Chemistry from the same institution the following year. Dr. Pulido received his M.D. from Tulane University in 1981. After a year of internship in Internal Medicine at Tulane, he began his residency training in ophthalmology at The University of Illinois. He was appointed Chief Resident during his fourth year of training, a position usually reserved for a fifth year resident. During the past year, Dr. Pulido has served as a Fellow in Vitreoretinal Surgery at the Bascom Palmer Eye Institute.

Dr. Pulido is interested in retinal tissue culture experiments and retinal drug toxicity. He has worked with cytomegalovirus retinitis. He serves on one of the scientific advisory groups of the Burroughs Wellcome Pharmaceutical Research Company.



Colleen A. Howe, O.D.

Dr. Colleen Howe, a native of Charles City, Iowa, has returned to Iowa to join us in the Low Vision and Contact Lens Clinics. Prior to coming to Iowa, she completed a fellowship in echography at Bascom-Palmer Eye Institute in Miami.

Dr. Howe studied at The University of Iowa for 3 years before completing her degree in optometry at Illinois College of Optometry in 1982. She did a hospital based residency in optometry at the VA Westside Medical Center in Chicago, was a Clinical Research Optometrist at Bausch and Lomb prior to attending Northwestern University, and then taught in the Department of Ophthalmology at Northwestern University Medical School where she was also Director of the Contact Lens Clinic and Low Vision Clinic.


Here at The University of Iowa, Dr. Howe will be setting up a "Home Environment Room" to aid low vision patients of all ages in dealing with day-to-day visual problems around the home.

Dr. Pulido and Dr. Howe are married and have a 1-year-old son, Jose.


NEW RESIDENTS



Mariannette Miller-Meeks was born in Her Long, California. She received her B.S. in nursing from Texas Christian University and, while in the U.S. Army, completed an M.S. in education by attending local colleges while traveling to various assignments. Dr. Miller-Meeks completed her medical training at The University of Texas Health Science Center at San Antonio in 1986. She enjoys reading, bicycling, gourmet cooking, quilting, dancing, and skydiving.




Kurt A. Haller was born and raised in Detroit, Michigan. He attended Wayne State University where he received his B.A. in chemistry in 1982 and his M.D. degree in 1986. Dr. Haller has done research in physiology and has 3 publications to his credit. His outside interests include sports, hunting, reading, and camping.



Paul M. Munden was born and raised in Raton, New Mexico. He received a B.S. degree in mathematics from Lubbock Christian College and his M.D. degree from Texas Tech School of Medicine in 1986. Prior to his medical school training, Dr. Munden taught high school mathematics and served for 5 years in the U.S. Navy. His outside interests include skiing and fishing.

NEW FELLOWS



A. Timothy Johnson is doing a pre-residency research fellowship prior to starting his first year of residency July 1, 1988. Tim was born and raised in Nebraska. He received his B.A. in chemistry from Hastings College in 1979, his Ph.D. in neurosciences from Baylor in 1984, and his M.D. from Baylor in June 1987. Tim already has several publications to his credit. His other interests include tennis, basketball, catamaran sailing, and skiing.



Robert G. Smith is joining Dr. Alward for a 6-month glaucoma fellowship. He was born in Milwaukee and is presently a Major in the U.S. Army. He received his B.S. in chemistry from Marquette in 1972, M.S. in anatomy in 1976, and M.D. in 1978 from Wisconsin. After an internship at Walter Reed Army Medical Center and residency at Letterman Army Medical Center in San Francisco, he was Assistant Chief and then Chief of

Ophthalmology Service at Darnall Army Community Hospital at Fort Hood, Texas, and Chief of Ophthalmology Service at Fort Dix, New Jersey. He is now Assistant Chief of Ophthalmology Service at Fort Belvoir, Virginia and Clinical Assistant Professor, Surgery Department, Uniformed Services University of the Health Sciences, at Bethesda.

NEW BEGINNINGS FOR FORMER RESIDENTS AND FELLOWS

Dr. Edward Colloton completed his residency in December and will be practicing ophthalmology with another alumnus of the Department, Dr. Robert Baller of Eye Surgery Associates, 108 Boeykens Place, Normal, Illinois.

Dr. Colin Ma completed his residency and will begin a fellowship in retina at USC with Dr. Stephen Ryan in July. Dr. Ma married **Dr. Laurie Christensen** (July 1987 alumnus) on January 16. Dr. Ma is currently completing requirements toward licensure in the state of California.

Dr. Mark Freedman also completed his residency in December and is joining Eye Care Specialists, S.C., in Milwaukee.

Dr. Patrick Caskey completed a vitreoretinal fellowship and has joined Retina Consultants of Sacramento, 3939 J St., Sacramento, CA 95819.

Dr. Patrick Coonan has returned to San Francisco after completing a vitreoretinal fellowship.

Dr. Lane Wong is beginning a residency in obstetrics and gynecology. **Dr. Meena Beri**, formerly a fellow in vascular diseases, has taken Dr. Wong's place as a resident in ophthalmology.

P.J. LEINFELDER BOOK AWARD

Mark Freedman, M.D., and **Randall Brenton, M.D.**, were recipients of the 1987 P.J. Leinfelder Book Award. The title of Dr. Freedman's seminar was "Metastatic Tumors to the Eye and Orbit: Patient Survival and Clinical Characteristics". Dr. Brenton's seminar was entitled "Foveal Flicker Fusion Frequency - A Clinical Test of Optic Nerve Function".

NEW HOME ENVIRONMENT ROOM IN LOW VISION CLINIC

Under the direction of Dr. Thomas Farrell and Dr. Colleen Howe, a new "Home Environment Room" is being developed for the Low Vision Clinic. This "room" will consist of several areas which resemble areas of the home such as the kitchen, living room, dining room, etc. Patients of all ages who are legally blind or visually impaired to a degree that they have difficulty with normal day-to-day functions, e.g. reading, performing tasks, or seeing distant signs and/or landmarks, will first have their vision assessed to see if they could benefit from certain low vision aids. They will then spend time working with Dr.

Howe in the "Home Environment Room" learning to use various techniques and aids to enable them to function safely and adequately in their day-to-day home environment. Such aids and techniques will include instruction in proper lighting and working distances and the use of magnifiers, special high-powered glasses, telescopes, and computers. Time will be spent determining which aids are most helpful in allowing the patient to complete specific tasks such as reading labels and signs, using the dials on the stove, or using utensils. Patients should then be able to transfer skills to their own home environment.

Research to Prevent Blindness Foreign Fellowship Award

Yasmyne Castillo-Ronquillo, M.D., an ophthalmologist from the University of the Philippines, has been awarded a \$15,000 Foreign Fellowship Award (\$1000 for research, \$14,000 for salary) from Research to Prevent Blindness, Inc. to study ophthalmic pathology with Dr. Robert Folberg. The Philippine Government is providing additional assistance in order for Dr. Castillo-Ronquillo to complete her training and serve as the only trained ophthalmic pathologist in the Philippines.

Dr. Castillo-Ronquillo received her B.S. in Chemistry in 1973 and her M.D. in 1977 from the University of the Philippines. She has had postgraduate training at the University as a rotating intern, an ophthalmology resident, ophthalmology chief resident, research fellow in lens and vitreous research, and a consultant in ophthalmology. She is presently a Clinical Assistant Professor in the Department of Ophthalmology at the University of the Philippines - Philippine General Hospital Medical Center in Manila. Dr. Castillo-Ronquillo has published in and is Associate Editor of the Philippine Journal of Ophthalmology.

Fluorescein Angiographic Service for Outside Physicians

Patients may now be scheduled for Fundus Photography and Fluorescein Angiography on an outpatient basis without referring the patient for other ophthalmic examination. Appointments may be made by contacting Ophthalmology Scheduling at 319/356-2852. Twenty, thirty, and sixty degree cameras are available.

Specific instructions may be relayed directly to the photographers by calling 319/356-2339. A fluorescein angiographic interpretation may be requested and will be performed by one of the Retina Staff Physicians. Patients will be instructed to return to their local ophthalmologist for treatment and follow-up.

Grants and Awards

Ronald V. Keech, M.D., Assistant Professor in Pediatric Ophthalmology and Adult Strabismus, recently received a \$5000 grant to study a practical means of developing an adjustable suturing technique for the superior oblique muscle. The grant was awarded by the College of Medicine Research Committee from funds provided by the Biomedical Research Support Grant from the NIH.

In October, the Department of Ophthalmology received a \$53,000 bequest from the estate of Esther Leffert of Centerville, Iowa.

Drs. Robert Folberg and Thomas Farrell have each received an Educational Development Fund Grant "Interactive Video Disc Instruction" in ophthalmic pathology and basic ophthalmic examination from The University of Iowa College of Medicine.

The University is one of 10 medical schools belonging to a consortium sponsored by IBM to develop educational materials.

Dr. Garry Drummond received an \$18,000 fellowship grant from the R.S. McLaughlin Foundation in Canada.

The Department of Ophthalmology received \$35,000 in unrestricted funds from the Research to Prevent Blindness Program.


New Eye Bank Computer System

In the fall of 1987, a new computer system, developed by Mr. Paul Montague and Dr. Jay Krachmer, was installed and put into use at The University of Iowa Lions Eye Bank. This system replaces the original system at Emory University in Atlanta. Members of the Eye Bank Association of America can now access the new system via an 800 telephone number and list and locate available tissue. They can also shorten the search for needed tissue since the system allows storage of tissue data concerning age range, storage solution, cause of death and age of donor, cell count, time of death, and date and time of removal. Special messages can be sent between banks for research or surgical tissue.

Staff Promotions



Connie Fountain was recently promoted to Research Assistant. She has been with the University of Iowa Department of Ophthalmology since 1975 as a Clinical Technician. She is currently Clinical Coordinator for the Collaborative Ocular Melanoma Study, the Diabetes Control and Complications Trial, and the Krypton Argon Regression of Neovascularization Study, and is co-coordinator for the Macular Photocoagulation Study. As a certified ophthalmic assistant since 1981, Ms. Fountain also works in the Vitreoretinal Clinic. Prior to joining the Department of Ophthalmology, she worked as a clinical technician in Surgical Intensive Care.



Paul R. Montague was recently promoted to Manager of Research and Development in the Department of Ophthalmology. Paul has worked as a Senior Research Assistant in the Department since 1976. Prior to that time, he completed an 18-month fellowship in ophthalmic photography at the Devers Eye Clinic, Good Samaritan Hospital, Portland, Oregon. Paul is a certified photographer for the Diabetic Retinopathy Study, the Diabetic Vitrectomy Study, and the Macular Photocoagulation Study as well as being a Certified Retinal Angiographer. He served as treasurer for the Ophthalmic Photographers' Society and is currently its President. Paul is an active member of the Biological Photographic Association. He has been an instructor for many ophthalmic photography and computer courses both here at the UI and around the country over the past 11 years.

Since coming to The University of Iowa, Paul has contributed his knowledge and expertise in ophthalmic photography and computers resulting in co-authorship of several publications. He has written or co-authored several computer programs which have aided in the development of new ophthalmic procedures and increased the efficiency and applicability of others. He co-authored the photographic procedures and Photographic Reading Center Protocol for the Collaborative Ocular Melanoma Study and is currently Director of the Photograph Reading Center.


New Editor



Diane Anderson joined the Department on September 28. Diane will have two primary duties: to provide editorial assistance in writing scientific manuscripts and grants, Iowa Eye News, and patient education materials, and to coordinate interviews and selection of resident applicants. Diane has been a private secretary for the Director of the Pediatric Allergy and Pulmonary Division and The University of Iowa Cystic Fibrosis Center since 1980. She has a great deal of experience editing, proofreading, and assisting in the preparation of manuscripts. She has been responsible for coordinating the selection and interviews of fellow applicants in the Pediatric Allergy and Pulmonary Division.

Diane received a B.S. in Music Education from Concord College in Athens, West Virginia, and an M.A. in Music from The University of Iowa in 1977. She has taught music both in West Virginia and Iowa City, and she is an accomplished pianist. She is currently Chair of The University of Iowa Council on the Status of Women and of the Parenting/Childcare Committee of the Council, and she is on the Board of Directors of Friendship Child Care Center.

EX LIBRIS DESIGNED FOR C.S. O'BRIEN LIBRARY



We invite you to put your name or an inscription in our library books. Libraries across the country are feeling the pinch and we could use your assistance as well. If you would like to make a contribution to the C.S. O'Brien Library, contact our librarian, Nancy Klingler, or complete the form on page 7 of the *Iowa Eye News* and return with your tax exempt contribution to the C.S. O'Brien Library. In return you will receive a copy of the ex libris with your inscription and the satisfaction that you have supported an invaluable resource.

The attractive bookplate was designed by Jan Case who works in Quality Assurance.

NEW CHEMICAL HAZARD INFORMATION LIBRARY - CHIL

The University of Iowa Eye Pathology Laboratory has created an innovative "Chemical Hazard Information Library" with the acronym CHIL. CHIL is a computerized listing of all chemicals in the laboratory with 1) storage locations and availability requirements, 2) determination of "Known Chemical Hazard", 3) hazard ratings for health, flammability, and reactivity, and 4) personal protection recommendations. Computerization eases updating of information, aids in conducting physical inventory, and expands on requirements for Iowa's Chemical Hazard Right to Know Law by consolidating information.

The information in CHIL was compiled and ratings and recommendations determined by Paula Sufficool, research assistant and

supervisor of the Eye Pathology Laboratory. The computer program was designed by Dr. Robert Folberg, Director of the Laboratory. By entering a chemical name, information on that particular chemical can be displayed and/or printed. A complete alphabetized listing or alphabetized listings by location can also be printed.

Copies and an explanation of methods to determine ratings were presented to the Iowa Society of Histotechnology at their November 1987 meeting hosted by The University of Iowa Eye Pathology Laboratory in Iowa City. Interest has been expressed by other University of Iowa laboratories (research and clinical) in using the program to set up their own individualized chemical hazard information libraries.

New Chief Des Moines VA



Constance Grignon, M.D.C.M., has been appointed Chief of Ophthalmology at the Des Moines VA Medical Center. Dr. Grignon received her B.S.C. and M.D.C.M. degrees in 1969 and 1973, respectively, from McGill University, Montreal, Quebec, Canada. She also completed a medicine internship and ophthalmology residency at McGill in 1977. From 1984 until her recent appointment at the Des Moines VA, she was an associate of Meredith R. Saunders, M.D., and held hospital staff appointments at Mercy Medical Center, Iowa Methodist Medical Center, and Iowa Lutheran Hospital in Des Moines. Prior to coming to the U.S., she was in private practice in Montreal.

State Chapter of A.S.O.R.N. Formed


On June 5, 1987, following the first Ophthalmic Nursing and Technical continuing education program held in conjunction with the Iowa Eye Medical Conference, the first business meeting of the Iowa Eye Chapter of The American Society of Ophthalmic Registered Nurses, Inc. (ASORN) took place. Chapter goals are to provide appropriate educational programs and to establish a network among office and clinic personnel throughout the state. Officers elected to 2-year terms in August are President - Sarah C. Smith (Oxford, Iowa), Vice President - Jean Prybil (Iowa City, Iowa), Secretary - Rochelle Brannian (Iowa City, Iowa), Treasurer - Margaret Lewis (Mar-

shalltown, Iowa) and Board Members - Jean Hill (Coralville, Iowa) and Marilyn Hindracker (Radcliffe, Iowa).

The 1988 continuing education program and business meeting will be held in the Braley Conference Room of the Department of Ophthalmology, The University of Iowa Hospitals and Clinics on June 10, 1988. The focus this year will be to assist nurses in teaching, counseling, and referring patients with low vision. Special segments will be presented on historical perspectives of ophthalmic laser and the definition, evaluation, and management of patients in a low vision clinic.

ALUMNI NEWS

DR. RUBIN ASSUMES PRESIDENCY



Dr. Melvin Rubin, who completed his residency in Ophthalmology at The University of Iowa in 1961, began his term as President of the American Academy of Ophthalmology in January 1988. Dr. Rubin will serve on the Academy's Board of Directors for 3 years following his year as President of the 14,000 member group. Internationally known as a clinician, author, lecturer, and teacher, Dr. Rubin has been chairman of the University of Florida's Department of Ophthalmology since 1978 and has been on the faculty for 24 years. He is particularly well-known for his research and treatment of eye diseases affect-

ing the retina and vitreous and his teaching in optics, visual refraction, and color vision abnormalities. He has authored 5 textbooks, one of which was chosen as "Best Medical Book of 1979" by the American Medical Writers Association. Rubin has also served as Chairman of the American Board of Ophthalmology and as President of the Association for Research in Vision and Ophthalmology.

1987 Statesmanship Award

In addition to the honor of being elected President of the leading organization in his profession, Dr. Rubin was recently awarded the 1987 Statesmanship Award from the Joint Commission on Allied Health Personnel in Ophthalmology. In making the award, Dr. Harold A. Stein, Commission President, stated "Throughout his professional career, Dr. Rubin has been a leader in the support, training and use of allied health personnel in ophthalmology. He has demonstrated dedication to the finest ethics and ideals of our profession." The Commission is the national organization that oversees training programs and gives accreditation examinations for ophthalmic medical assistants.

OBITUARIES

Vern Wilson, D.O., died in Des Moines in August 1987. Dr. Wilson practiced ophthalmology in Des Moines for many years and was affiliated with Des Moines General Hospital.

Charles L. "Mike" Weston, M.D., resident at The University of Iowa Department of Ophthalmology 1946-49, died October 16, 1987. Dr. Weston practiced ophthalmology for many years in Macomb, Illinois.

ANNOUNCEMENTS

Dr. Bruce Spivey, (former resident and faculty member) President and CEO of Pacific Presbyterian Medical Center, married Patti Dirge Tyson on December 20, 1987, in Washington, D.C. Ms. Tyson is a U.S. Postal Rate Commissioner.

Dr. Frederick C. Blodi has been named Consultant Editor for the Pakistan Journal of Ophthalmology.

COMING EVENTS

- | | |
|--------------|---|
| March 2 | Clinical Conference
John Shore, M.D., San Antonio, Texas
Host: Jeffrey A. Nerad, M.D.
Sponsor: Humphrey Instruments |
| April 6 | Clinical Conference
Jay Enoch, Ph.D., University of California, Berkeley, California
Host: Hansjoerg E. Kolder, M.D.
Sponsor: Iowa Academy of Ophthalmology |
| April 8-9 | Residents and Fellows Research Conference |
| May 1-6 | Association for Research and Vision in Ophthalmology (ARVO), Sarasota, Florida |
| May 19-21 | Echography Course - Intraocular and Orbital Diseases
Program Director: Karl C. Ossoinig, M.D. |
| June 9-11 | Combined Iowa Eye Meeting & Symposium: Ocular Pathology for the Clinician
Program Coordinators: Christopher F. Blodi, M.D., and Robert Folberg, M.D.
Frederick C. Blodi, M.D. -- Braley Lecturer
Daniel M. Albert, M.D. Robert Folberg, M.D.
Robert Y. Foos, M.D. Morton E. Smith, M.D.
William H. Spencer, M.D. Mark O.M. Tso, M.D.
Lorenz E. Zimmerman, M.D.
Commercial Sponsors: Benson Optical and Hansen Opticians |
| September 14 | Clinical Conference |
| October 8-12 | American Academy of Ophthalmology, Las Vegas, Nevada |
| October 10 | Iowa Eye Reception |
| October | No Clinical Conference |
| November 2 | Clinical Conference |
| December 7 | Clinical Conference |

CONTRIBUTIONS TO C.S. O'BRIEN LIBRARY

Please print clearly or type and return to Department. Checks should be payable to University of Iowa Department of Ophthalmology. More information: Nancy Klingler, Librarian 319/356-2191.

Inscription for Ex Libris:

Name: _____

Address: _____

Amount Enclosed: _____

UPDATE



The Winter issue of the *Iowa Eye News* has a new look and a new editor, **Diane Anderson**. Contact Diane if you have *Iowa Eye News*.

Two new staff members have joined the Department since the fall issue appeared. **Jose S. Pulido, M.D.**, is the

fourth member of the Vitreoretinal Service. His interests include development of new drug delivery mechanisms for the treatment of retinal diseases and neuroretinal cell development in cell culture.

Colleen A. Howe, O.D., is Director of the Low Vision Clinic. She enjoys teaching optics and refraction, fitting contact lenses, and working with children and adults with impaired vision who could benefit from low vision aids.

Lee Alward, M.D., Director of the Glaucoma Service has been awarded a grant from the National Eye Institute to participate in the 5-Fluorouracil in Glaucoma Filtering Surgery Collaborative Clinical Study. Investigators are interested in recruiting aphakic and pseudophakic glaucoma patients who might benefit from filtering surgery and those in whom filters have failed.

The new **Iowa City VA** out-patient clinical facility is on target for completion in January 1989. The building will provide additional space and new equipment for the Ophthalmology Service, one of the busiest clinics in the medical complex.

Constance Grignon, M.D., succeeded Arthur Downing at the Des Moines VAMC. She will share administrative responsibilities of the Ophthalmology Service with **Neil Silbermann, M.D.**

The fund-raising program for the **Frederick C. Blodi Professorship** is in its fifth year. The University of Iowa Foundation has received the vast majority of pledges, and many alumni and friends have graciously increased or extended their commitment. I hope to announce during the annual Iowa Eye meeting in June that we have surpassed the one million dollar mark in contributions and how we will go about identifying the first recipient of the Frederick C. Blodi Professorship.

Hope to see you in Iowa City for the combined Iowa Eye meeting and symposium, Ocular Pathology for the Clinician. The invited guests include some of the foremost ophthalmic pathologists and teachers in the country.

Thomas A. Weingeist

Iowa Eye Association, Inc.
University Hospitals and Clinics
Department of Ophthalmology
Iowa City, Iowa 52242

Nonprofit Organization
U.S. Postage
PAID
Permit No. 68
Iowa City, Iowa

The Iowa Eye News is published by the Department of Ophthalmology, College of Medicine, The University of Iowa Hospitals and Clinics, for friends and alumni of the Department.

Editor: E. Diane Anderson
Advisors: Thomas A. Weingeist, M.D.
H. Stanley Thompson, M.D.

Please direct comments and inquiries to the editor: 319/356-0453