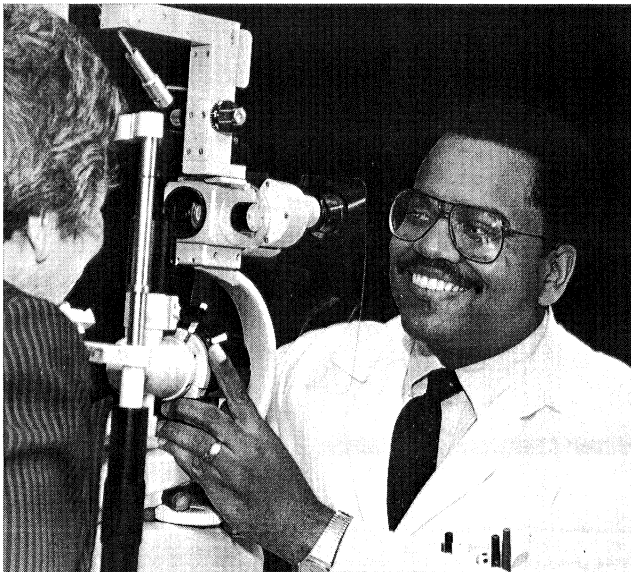


Spring 1988, Series 2 No. 7



DR. KEITH CARTER

Keith D. Carter, M.D., has been recommended for appointment as Assistant Professor of Ophthalmology to begin July 1, 1988. Dr. Carter will work in Oculoplastic and Orbital Surgery where he is currently completing a one-year fellowship.

Before coming to Iowa, Dr. Carter completed his ophthalmology residency at The University of Michigan in Ann Arbor. He received his M.D. degree from Indiana University in 1984 and a B.S. in Pharmacy from Purdue University in 1979. He received the Walter R. Parker Resident Teaching Award and the George Slocum Resident Research Award at the University of Michigan in 1986 and 1987, respectively. Dr. Carter's research interests include Graves' eye disease and the lacrimal pump system.

Dr. Carter was born and grew up in Indianapolis. His wife, Cheryl, is an R.N. and works as a training specialist with Allergan Humphrey.

EYE-CONTACT

In the very near future, it will be possible for referring physicians to save valuable time and improve communication by simply dialing 319/356-7517, The University of Iowa Department of Ophthalmology's new transcription service, EYE-CONTACT. Upon reaching this number, physicians will be able to dictate pertinent information (physician's name and city of origin, patient's name, date of birth, address and telephone number, and a brief history) which will enable an appointment to be scheduled immediately. To assure accuracy in vital patient records, a typed

(Continued on Page 4)

INSIDE

Carter Appointment	1
EYE-CONTACT	1
Residents/Fellows	2
Grants & Gifts	3
Faculty/Staff News	4
Iowa Eye Mtg./Symposium	5
Alumni & Friends	6
Laser Photocoagulation	6
Update	6
Coming Events / Library Donation Form	7

Graduates

Randall Brenton, M.D., after completing his residency in June, will be joining the practice of Drs. A.W. Brown (former Iowa resident), B. Isaak, and M. Long at the North Iowa Eye Clinic in his hometown of Mason City, Iowa. He and his family plan to live in Clear Lake.

David Sutton, M.D., also completing his residency in June, will be joining the Albert Lea Regional Medical Group in August. He looks forward to heading the eye department in this 30-physician multi-specialty group serving the town of Albert Lea, Minnesota. Dr. Sutton and his wife, Lee, would like their friends in Iowa to keep in touch with them: Albert Lea Regional Medical Group, 1602 Fountain Street, Albert Lea, MN 56007 (phone 507-373-8251).

Gregory Thorgaard, M.D., graduating resident, will join Norm Hutchison, M.D., in private practice at the Ottumwa Clinic, 1005 E. Pennsylvania Ave., Ottumwa, Iowa 52501.

Randall Condit, M.D., fellow in pediatric ophthalmology, will be moving back to Denver July 1st. He will be starting a practice there in association with another pediatric ophthalmologist.

George Florakis, M.D., corneal/external disease fellow, will return to New York in July to join a private practice on the upper east side of Manhattan. He will also have an appointment on the staff of the Edward S. Harkness Eye Institute of Columbia University.

Nicola Rosa, M.D., echography fellow, will return to the University Hospital of Naples, Italy, on July 1st where he will assist Professor G. Cennamo in performing standardized echography.

Stephen Russell, M.D., vitreoretinal fellow, has been appointed Assistant Professor of Oph-


thalmology at St. Louis University, St. Louis, Missouri.

Robert Smith, M.D., glaucoma fellow, will begin a 1-year corneal fellowship at the University of Michigan, Ann Arbor, July 1, 1988. In July 1989, he will assume staff duties with an Army medical center residency program.

Michael Vrabec, M.D., cornea/external disease fellow, has been appointed Assistant Professor of Ophthalmology at The University of Vermont in Burlington, Vermont. He will be a subspecialist in cornea and external disease.

Cuzzani and Adams Join Department

Oscar E. Cuzzani, M.D., D.Sc., and **Louis W. Adams, M.D.**, began one-year fellowships April 1.

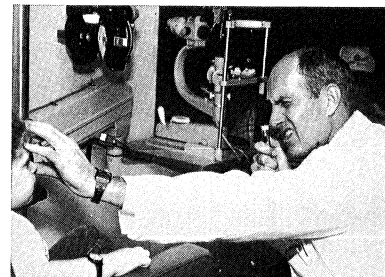


Oscar E. Cuzzani

Dr. Cuzzani, a native of Argentina, will be working in Vascular Disease. He has been a fellow in Retina at Bloomberg Eye Center, Newark, Ohio, since 1986. Before 1986, he was a fellow in Vitreous and Retina at Bascom Palmer Eye Institute, Miami, Florida, and a visiting scientist in the Clinical Branch of the National Eye Institute researching retinal laser surgery. Dr. Cuzzani received his B.S. degree from Escuela Argentina Modelo, Buenos Aires, Argentina, in 1964; he received his M.D. (1971) and his


D.Sc. (1977) from the Universidad Nacional de Buenos Aires School of Medicine. Dr. Cuzzani hopes to soon find a large enough place to live in Iowa City to allow his wife and 6 children to join him.

Dr. Adams, who has been practicing ophthalmology at Scott and White Clinic, Temple, Texas, since 1975, will be working in Pediatric Ophthalmology. He is also an Associate Professor of Surgery at Texas A & M. He received his B.A. in Biology from Stanford and his M.D. from Baylor in 1968. Dr. Adams did his residency training at Tufts New England Medical Center and was a Flight Surgeon in Vietnam. Dr. Adams' wife and the youngest of his 3 children will be joining him in May or June.



Louis W. Adams

Grants



James Corbett, M.D., and H. Stanley Thompson, M.D., have received a grant as co-investigators at The University of Iowa heading one of 15 participating centers in the Optic Neuritis Treatment Trial (ONTT). Funding of \$55,772 for the first year is from the National Eye Institute of the National Institutes of Health. The trial is projected to continue through 1992.

The purpose of the collaborative trial is to definitively determine the value of corticosteroids in the treatment of optic neuritis. To this end, a minimum of 435 patients with optic neuritis will be recruited to participate in one of 3 treatment regimens: 1) oral prednisone, 2) intravenous methylprednisolone followed by oral prednisone, or 3) oral placebo. The two oral regimens will be masked.

Other objectives of the study include investigation of the natural history of patients developing optic neuritis, i.e., recurrences or the development of multiple sclerosis; and the validation of a computerized method of visual field analysis (which would have far-reaching applications to glaucoma and other disorders affecting the visual field as well as optic neuritis). ONTT Headquarters will be located at the University of South Florida under the direction of Roy W. Beck, M.D. The Biostatistics Center affiliated with George

Washington University in Washington, D.C., will serve as the Data Coordinating Center. The Visual Field Reading Center under the direction of John Keltner, M.D., will be located at the Department of Ophthalmology at the University of California, Davis.

The University of Iowa ONTT Clinic Coordinator will be Carmen Musser. A key feature of this study will be starting the treatment early. It will be necessary for patients to be accepted into the trial within the first 8 days after the onset of visual symptoms. Referrals will be accepted beginning June 1, 1988. Call Carmen Musser (319/356-2872) or Drs. Corbett (319/356-2571) or Thompson (319/356-2868) if you have a patient who might qualify.

Dr. Frank Judisch and Drs. Randell C. Alexander in Pediatrics and Wilbur L. Smith in Radiology and Pediatrics have received a \$5000 Spelman Rockefeller Seed Grant for a research project entitled "Magnetic Resonance Imaging for Detection of Intracranial Injuries in the Full-Term Newborn".

Dr. Edwin Stone, second-year resident, has been awarded a renewal of his grant from the Knights Templar Eye Foundation for \$20,000. Dr. Stone has been studying "Chromosome Linkage Analysis of Autosomal Dominant Retinal Pigment Epithelial Dystrophies".

Dr. Wallace L.M. Alward has received a renewal of the 5-Fluorouracil and Glaucoma Filtering Surgery Study from the National Eye Institute for April 1988 through March 1989 in the amount of \$56,817.

Dr. Thomas A. Weingeist and Paul R. Montague were offered a \$40,000 award from Syntex

Research of Palo Alto, California, for developing a computer-assisted program to grade fundus photographs of patients with AIDS-related cytomegalovirus (CMV) retinitis. The project involves using aerial reconnaissance techniques to survey fundus photographs in order to objectively evaluate the efficacy of antiviral drugs in CMV retinitis.

Dr. Robert Folberg received a \$125,011 renewal of a grant from the National Eye Institute for his project entitled "Animal Model of Primary Uveal Melanoma". This project is planned to continue through March 1990.

Gifts

The Department of Ophthalmology is most appreciative of the following gifts.

A bequest of \$47,000 was received from the Ruth Timmons Estate. A long-time patient of Dr. Weingeist, Ms. Timmons was keenly aware of the importance of research in ophthalmology.

Allergan Pharmaceuticals presented Dr. Weingeist with a \$5,000 unrestricted research grant to support pilot projects in ophthalmology.

Substantial contributions to the Research and Development Fund of the Department of Ophthalmology were also received from Gerald Kirke and James Knox.

Appointments and Awards

Dr. H. Stanley Thompson has been invited to join the Museum Committee of the Foundation of the American Academy of Ophthalmology as a Deputy Curator of Literature.

Dr. William E. Scott recently received the Metico Excellence Award for his 4-hour "Annual Update" lecture at the Hawaiian Eye Foundation meeting. The award is given for the best lecture presented at the meeting. Because the Hawaiian meeting is the second largest ophthalmology meeting (only the Academy of Ophthalmology meeting is larger), there are many fine presentations. Therefore, competition is keen and being chosen for the award is a distinct honor.

Dr. Edwin Stone, second-year resident, was among the top five nominees for the M-4 Housestaff of the Year for 1987-88.

Cathi Miller has been awarded Fellow Membership in the Contact Lens Society of American in recognition of her advanced knowledge and expertise in contact lens technology and all aspects of contact lens fitting, inspecting, and problem solving. Cathi was one of 8 out of 26 to pass the Fellow Examination in February. She received her National Contact Lens Examiners Certification in November.

Ray Northway has been appointed Supervisor of Ophthalmic Photography. He will work under the direction of Paul Montague who was recently appointed Manager of Research and Development in charge of ophthalmic photography and computer science for the Department. (See Iowa Eye, Winter 1988 issue.) Ray has worked in the Department for the past 5 years.


Paula Sufficool, technician in the Eye Pathology Laboratory, presented a one-hour talk to the Region IV meeting of the National Society of Histotechnology in Des Moines on April 16, 1988. She was elected to a 2-year term on the Board of Directors of the Iowa Society of Histotechnology. **Jenny Borchert**, also an Eye Pathology technician, was appointed Historian-Librarian at the same meeting. Region IV is composed of Minnesota, Iowa, Missouri, North Dakota, South Dakota, Nebraska, and Kansas.

Allergan Seminar

On March 23rd and 24th the Department hosted a Research and Development Seminar in Ophthalmology for seven top executives from the Allergan Alliance: Allergan, Humphrey, SmithKline Beckman.

ARVO 1988

The Department was well represented at the Association for Research in Vision and Ophthalmology meeting which took place in Sarasota, Florida, from May 1st through the 6th. Abstracts were accepted from more than 37 alumni and 18 members of the current staff: Drs. WL Alward, LR Barrus, SR Bennett, M Beri, HC Boldt, R Folberg, JC Folk, SS Hayreh, CA Howe, AE Kimura, HE Kolder, JH Krachmer, MJ McCarthy, JA Nerad, JS Pulido, EM Stone, TA Weingeist, and KK Wells - congratulations!



Dr. Thompson Presents 1st Bajandas Lecture

Dr. H. Stanley Thompson presented the first annual Frank J. Bajandas Lecture at the University of Texas Medical College in San Antonio, Texas, on March 4, 1988. The lecture series was established in honor of the late Dr. Frank J. Bajandas, well-known neuro-ophthalmologist, teacher, and author of the highly regarded book *Neuro-ophthalmology Board Review Manual*. The annual lectures will be on various aspects of ophthalmology, but it was deemed appropriate that the first lecture be on neuro-ophthalmology.

Dr. Thompson has been on the ophthalmology faculty at the UI since 1967. He has contributed over 140 publications to the fields of ophthalmology and neuro-ophthalmology.

EYE-CONTACT


(continued from page 1)

transcript of the dictation and notification of the date and time of the appointment will be sent to the physician. The patient will also be notified of the appointment. The Department hopes this service will make the process of referring patients easier, faster, and more efficient.

IOWA EYE MEETING AND SYMPOSIUM



Dr. Alson E. Braley



**Dr. Frederick C. Blodi, 1988 Braley
Lecturer**

Ocular Pathology Symposium

A symposium "Ocular Pathology for the Clinician" will be held in conjunction with the yearly meeting of the Iowa Eye Association June 9-11 at the Holiday Inn in Iowa City. A full and interesting program is being planned by Dr. Robert Folberg and Dr. Chris Blodi. Fourteen credit hours in Category 1 of the Physician's Recognition Award of the American Medical Association and 1.4 Continuing Education Units will be offered for the full program.

Drs. Daniel M. Albert, Robert Folberg, Robert Y. Foos, Morton E. Smith, William H. Spencer, Mark O.M. Tso, and Lorenz E. Zimmerman are scheduled to make presentations about pathologic advances in retinoblastoma, the conjunctiva, surgical technique, the retina, surgery and trauma, and the cornea.

Dr. Frederick C. Blodi will present the 8th Alson E. Braley Lecture "Vignettes in Ophthalmology".

A lively social program is also planned with an all-day tour of historic Kalona on the agenda for interested guests.

For further information and/or registration materials, call Margi Teets at 319/335-7095.

Nursing Conference

The Iowa Eye Nursing Conference is scheduled for Friday, June 10, 1988, in the Braley Conference Room. The program is open to RNs, LPNs, and other health care providers who participate in the care of the ophthalmic patient. The presentations will focus on patient issues and nursing concerns related to patient education, low vision, laser treatment, and current concepts in the management of the patient with diabetes. The registration fee, which includes a noon luncheon, is \$12.00. Participants must pre-register through the Department of Nursing (319/356-3959).

ALUMNI AND FRIENDS

Laser Photocoagulation

Hofmann Brothers Appointed

R. Josef Hofmann and William B. Hofmann have been appointed Clinical Assistant Professors in the Department of Ophthalmology at The University of Iowa. During the past thirteen years the Hofmann brothers have been actively involved in the education of physicians-in-training both in their private office and at the Mercy/St. Luke's Family Practice Residency Program in Davenport, Iowa. The Family Practice faculty and residents greatly appreciate the time and effort that Joe and Bill have given to the Family Practice Program over the years.

Obituaries

DeVoe O. Bovenmyer, M.D., a 1926 graduate of The University of Iowa College of Medicine, died March 8, 1988. Dr. Bovenmyer completed his residency in ophthalmology under Dr. C.S. O'Brien in 1931. He lived and practiced in Ottumwa, Iowa. His son, S.D. Bovenmyer, M.D., practices medicine in Waterloo, Iowa.

After two years of work and a grant from the College of Medicine, the Department Educational Development Committee has completed an educational videotape on laser photocoagulation and diabetic retinopathy. The videotape was produced especially for medical students and non-ophthalmic physicians, but is also appropriate for patients who wish to learn about laser photocoagulation prior to treatment. Dr. Thomas Weingeist, Dr. Patrick Caskey (a former vitreoretinal fellow), and Sarah Smith, R.N., produced the videotape. The 15-minute production was taped and edited by Randy Verdick, Educational Media Coordinator in the Department of Ophthalmology. Jan Huffman Case drew the illustrations. Anyone interested in purchasing a copy please contact Randy Verdick at 319/356-2918.

UPDATE



Spring has finally arrived in Iowa City!

Within a month, the annual Iowa Eye Meeting and Symposium, "Ocular Pathology for the Clinician", will take place. The symposium is a belated 70th birthday celebration for our itinerant professor emeritus, ophthalmic sage, and beloved teacher, Dr. Frederick C. Blodi. In less than five years, alumni and friends from around the world

have contributed nearly one million dollars to make the Frederick C. Blodi Professorship a reality. What could be more befitting than to bring together old friends and former students? The invited guests include some of the most respected ophthalmic pathologists in the country: Lorenz Zimmerman, Mark Tso, Morton Smith, Robert Folberg, William Spencer, Robert Foes and Dan Albert. I hope you will join us during this festive occasion when we initiate the search to fill the Frederick C. Blodi Professorship in Ophthalmology.

The Department continues to flourish. The faculty and staff have been awarded numerous grants and contracts for clinical and basic research, and the College of Medicine has promised us additional laboratory space. Dr. Keith Carter will join Dr. Jeffrey Nerad, Director

of the Oculoplastic and Reconstructive Surgery Service in July. The Vitreoretinal Service is in the process of recruiting two additional faculty members, and plans are underway to recruit other faculty in the coming year. The C.S. O'Brien Library, which was completed in 1972, will be redecorated and renovated to accommodate more computer terminals and a reading/conference and seminar room. We are continuing to work with hospital architects and consultants in preparation for a major renovation and expansion of the clinical and administrative offices in the Department.

The faculty and I hope that you will join us for the upcoming celebration in Iowa City.

Thomas A. Weingeist

COMING EVENTS

May 19-21 Echography Course - Intraocular and Orbital Diseases
Program Director: Karl C. Ossoinig, M.D.

June 9-11 **Combined Iowa Eye Meeting & Symposium: Ocular Pathology for the Clinician**
Program Coordinators: Christopher F. Blodi, M.D., and Robert Folberg, M.D.

Frederick C. Blodi, M.D., -- Braley Lecturer

Daniel M. Albert, M.D. Robert Folberg, M.D.
Robert Y. Foos, M.D. Morton E. Smith, M.D.
William H. Spencer, M.D. Mark O.M. Tso, M.D.
Lorenz E. Zimmerman, M.D.

Commercial Sponsors: Benson Optical and Hansen Opticians

September 14 Clinical Conference/Iowa Academy of Ophthalmology - University Faculty

October 8-12 American Academy of Ophthalmology, Las Vegas, Nevada

October 10 Iowa Eye Reception, Las Vegas Hilton, Hilton Pavilion 6, 6:30-8:30 pm

October No Clinical Conference

November 2 Clinical Conference - W. Richard Green, M.D.

December 7 Clinical Conference - Mark Kupersmith, M.D.

CONTRIBUTIONS TO C.S. O'BRIEN LIBRARY

Please print clearly or type and return to Department. Checks should be payable to University of Iowa Department of Ophthalmology. For more information: Nancy Klingler, Librarian 319/356-2191.

Inscription for Ex Libris:

Name: _____

Address: _____

Amount Enclosed: _____

Iowa Eye Association, Inc.
University Hospitals and Clinics
Department of Ophthalmology
Iowa City, Iowa 52242

Nonprofit Organization
U.S. Postage
PAID
Permit No. 68
Iowa City, Iowa

The Iowa Eye News is published by the
Department of Ophthalmology, College of
Medicine, The University of Iowa, for friends
and alumni of the Department.

Editor: E. Diane Anderson
Advisors: Thomas A. Weingeist, M.D.
H. Stanley Thompson, M.D.

Please direct comments and inquiries to the
editor: 319-356-0453